



# FAITH FEST

# 2026



**DEPARTMENT OF CATECHESIS**  
**SYRO-MALABAR EPARCHY OF ST THOMAS THE APOSTLE, MELBOURNE**



Something  
*Beautiful*  
for  
**GOD** v6





# St Therese

## Group 2 - Years 4,5 & 6





# St Therese

*Saint Thérèse of Lisieux*

(1873 - 1897)

---

Despite being a cloistered nun who never left her convent, St Therese was named Co-Patroness of the Missions in 1927 alongside Saint Francis Xavier. Her mission was a “spiritual apostolate,” aiming to save souls, support missionaries, and make God loved through her “Little Way” of trust, simplicity, and love in everyday actions.

*Saint Thérèse of Lisieux understood that prayer and sacrifice could be powerful means of evangelisation. Thus, she offered her sufferings and prayers for the missions and for missionaries. She promised to continue her mission after death, specifically stating, “I will spend my heaven doing good upon earth,” and promised a “shower of roses” of spiritual graces.*



# Focus of the Year:

# Mission

We become His hands, His voice, and His light for the poor and forgotten.



# Our Syro- Malabar Catholic Church

- ❖ The Syro-Malabar Church traces its origin to St Thomas the Apostle, who came to India in 52 A.D., its members being called St. Thomas Christians.
- ❖ Thomas became the first apostle to explicitly acknowledge Jesus’ divinity crying “My Lord and my God.”



..ܡܠܟܐ ܝܫܘܐ  
"And my God" "My Lord"

Mār Wālāh, എന്റെ കർത്താവേ  
മാർ വാലാഹ് എന്റെ ദൈവമേ



# The Syro-Malabar Eparchy of St Thomas the Apostle, Melbourne

## For Australia & wider regions of Oceania

- ❖ On 23 December 2013 Holy Father Pope Francis established The Syro-Malabar Eparchy of St Thomas the Apostle, Melbourne for Australia, Bishop Bosco Puthur, as the first Bishop/Eparch of the new Eparchy.
- ❖ On January 2023, Pope Francis appointed Bishop John as the second bishop of the Syro-Malabar Eparchy at Thomas the Apostle in Melbourne.





**LOVE YOUR  
SYRO-MALABAR CATHOLIC CHURCH  
AND BE PROUD OF ITS  
GREAT FAITH & TRADITIONS**





- ✓ What is the name of the Syro-Malabar Eparchy in Melbourne?
- ✓ Who is the Bishop of the Syro-Malabar Eparchy in Melbourne?
- ✓ Who is the patron saint of your parish?





## Three Day Schedule

<b>Day 1</b>	<ul style="list-style-type: none"><li>› Holy Qurbana</li><li>› Inauguration</li><li>› General Instructions/ House Keeping Rules</li><li>› Three sessions</li></ul>
<b>Day 2</b>	<ul style="list-style-type: none"><li>› Holy Qurbana</li><li>› Three Sessions</li></ul>
<b>Day 3</b>	<ul style="list-style-type: none"><li>› Three Sessions</li><li>› Holy Qurbana</li><li>› Finale</li><li>› Sale for Mission</li></ul>





# SLOGAN

*Holy Family - Keep our families chaste  
Jesus, Mary, and Joseph - Make Our Hearts  
Like Unto Thine.*

*Shine Like - St. Thérèse!*

*Little Flower- Help Us Grow!*

*Small Acts - Great Saints!*

*Little Way - Big Love*





## BIBLE VERSE

“Honor your father and your mother, so that you may live long in the land the Lord your God is giving you.”

- Exodus 20:12 -





# RUN SHEET FOR THE DAY

Item	Duration	Start Time	End Time
Holy Mass & Inauguration			
<b>Tea Break</b>			
<b>Session 1</b> Introduction Ice breaker Theme presentation Activity Conclusion			
<b>Lunch Break</b>			
<b>Session -2</b> Introduction Ice breaker Theme presentation Activity Conclusion			
<b>Tea Break</b>			
<b>Session -3</b> Introduction Ice breaker Theme presentation Activity Conclusion			



# Introduction



Introduce each teacher and other resource personnel



General safety rules (Do's and don'ts)



Children to report any concerns to teachers, housekeeping requirements



Explanation of the day's agenda



Explanation of the day's slogan



Prayer



# DAY 1

# Session 1





# Session 1

## The Family in God's Plan

“The future of humanity passes through the family.”

**Pope St. John Paul II**



# Ice Breaker – Find my Family

The purpose of this activity is to help students become familiar with families in the Bible and understand the important role families play in shaping a person's life. Through these examples, students learn that many individuals in the Bible grew in faith, character, and purpose within their families. This activity also highlights the importance of having a family rooted in God, guiding and nurturing one another in faith and values.

## Materials Needed:

- Printed **Parent Cards**
- Printed **Children Cards**
- Timer (phone/stopwatch)
- Screen/board for answers
- Score sheet

## Game Setup:

- Divide students into groups.
- Give each group a shuffled set of **parent cards** and **children cards**.
- Explain that they must match children to the correct parents **before time runs out**.



## Timer Rules:

- Set a timer for **5 minutes** (adjust based on age group).
- Give a **1-minute warning** before time ends.
- When time is up, students must stop immediately.

## Scoring:

- 1 point for each correctly matched family
- **Bonus:** +2 points for finishing before time



# Ice Breaker – Find my Family

## FAMILY SETS FOR THE GAME

Adam & Eve

David & Bathsheba

Cain

Abel

Seth

Noah & (His Wife)

Zechariah & Elizabeth

Shem

Ham

Japheth

Abraham & Sarah

Abraham & Sarah

Isaac

Esau

Jacob

Isaac & Rebekah

Mary & Joseph

Joseph

Samson

Obed

Jacob's Family

Elkanah & Hannah

Benjamin

David

Jesus

Jesse's Family

Manoah & his wife

Samuel

Solomon

John the Baptist

Boaz & Ruth

### How to Prepare Cards:

- Write each **family (parents)** on one set of cards
- Write **children names** on separate cards
- Mix all cards before distributing



# Ice Breaker – Find my Family

## Answer Key (Display After Time Ends)

<b>Adam &amp; Eve → Cain, Abel, Seth</b>	<b>David &amp; Bathsheba → Solomon</b>
<b>Noah → Shem, Ham, Japheth</b>	<b>Zechariah &amp; Elizabeth → John the Baptist</b>
<b>Abraham &amp; Sarah → Isaac</b>	<b>Mary &amp; Joseph → Jesus</b>
<b>Isaac &amp; Rebekah → Esau, Jacob</b>	<b>Elkanah &amp; Hannah → Samuel</b>
<b>Jacob → Joseph, Benjamin</b>	<b>Manoah &amp; his wife → Samson</b>
<b>Jesse → David</b>	<b>Boaz &amp; Ruth → Obed</b>



# Prayer


(Reading together as a class with arms folded in prayer)

## John 12:1-7: Jesus Anointed at Bethany

<sup>1</sup> Six days before the Passover, Jesus came to Bethany, where Lazarus lived, whom Jesus had raised from the dead. <sup>2</sup> Here a dinner was given in Jesus' honor. Martha served, while Lazarus was among those reclining at the table with him. <sup>3</sup> Then Mary took about a pint of pure nard, an expensive perfume; she poured it on Jesus' feet and wiped his feet with her hair. And the house was filled with the fragrance of the perfume.

<sup>4</sup> But one of his disciples, Judas Iscariot, who was later to betray him, objected, <sup>5</sup> "Why wasn't this perfume sold, and the money given to the poor? It was worth a year's wages." <sup>6</sup> He did not say this because he cared about the poor but because he was a thief; as keeper of the money bag, he used to help himself to what was put into it.

<sup>7</sup> "Leave her alone," Jesus replied. "It was intended that she should save this perfume for the day of my burial."





# Discussion

*As a whole class teacher discusses the below questions . Give students time to think and answer. Questions are asked one at a time.*

- ✦ **Why do you think Jesus chose to spend time in this home? What kind of atmosphere might their family have created?**
- ✦ **The Bible does not mention their parents here. What do you imagine their parents may have taught Lazarus, Martha, and Mary for them to become such loving people?**
- ✦ **If their parents were present, what do you think they might be doing while Jesus visited?**
- ✦ **How can family members show love for Jesus in different ways without all being the same?**
- ✦ **Why is it important for families to make time not only for work and school, but also for prayer and one another?**

**Concluding Tip for Teachers:** Just like Lazarus' family, our families are made of different people with different gifts. Some may enjoy prayer, some show love through service, and some value spending time together. A family grows in Christ when its life is centered on Jesus, makes time for Him, and makes time for one another.




# Family is

1  Loving home

2  Is where I belong


3  Where people care for me


4  Helps me grow

5  Teaches me right from wrong

6  Shows me how to love Jesus

7  Shows me how to love like Jesus

8  Where we help each other

9  Where we pray Together



# What is Family in God's Plan?

- ♥ God made the family with love.
- ♥ Adam and Eve is the very first family God created.
- ♥ The Bible says, **“A man leaves his father and mother and clings to his wife, and they become one flesh.”** (Genesis 2:24)
- ♥ This means marriage and family are part of God's special plan.

- ♥ God wants children to love, respect, and obey their parents.
- ♥ **“Honor your father and your mother, that your days may be long in the land that the Lord your God is giving you.”** – Exodus 20:12
- ♥ When families respect and care for one another, they live in peace and happiness according to God's plan.



# Family - Domestic Church

**A family is the first place where children learn about God.**

In family , our little Church we :

- › Pray together
- › Love and care for each other
- › Forgive one another
- › Help others in need
- › Learn about Jesus
- › Thank God for blessings



The family is the first school of love, faith, and kindness. It is where we grow closer to God and one another.



# Brainstorming

Look at families in the Bible-  
how did they show faith and love?

Can you think of qualities that make  
a family strong and close to God?"



# The Holy Family

Jesus, Mary & Joseph

*The perfect example for every  
Christian family.*



# Discussion

What are the qualities in Holy Family that make them a perfect example for us?



# Learn from the Holy Family



## JESUS

OUR BEST EXAMPLE

- † **Obedience** – “He went down with them and came to Nazareth and was obedient to them.” (Luke 2:51)
- † **Wisdom** – “Jesus increased in wisdom and in years.” (Luke 2:52)
- † **Humility** – Jesus was born in a manger. “She gave birth to her firstborn son... and laid him in a manger.” (Luke 2:7)
- † **Simplicity** – Jesus grew up quietly with Mary and Joseph in Nazareth. (Luke 2:51)



## MARY

OUR LOVING MOTHER

- † **Faith** – “Let it be with me according to your word.” (Luke 1:38)
- † **Prayer** – “Mary treasured all these things in her heart.” (Luke 2:19)
- † **Trust in God** – Mary said yes to God’s plan.




## JOSEPH

OUR STRONG PROTECTOR

- † **Obedience** – “Joseph did as the angel of the Lord commanded him.” (Matthew 1:24)
- † **Care and Protection** – Joseph kept Mary and Jesus safe in Egypt. (Matthew 2:13-14)
- † **Hard Work** – Joseph worked to care for his family.





# Families in the Bible



# Discussion

Have you ever patiently waited for something ?





# Video of Abraham and Sara

<https://www.youtube.com/watch?v=44Mch7HbaUo>





## Abraham and Sarah

### From Abraham

- **Faith and Trust in God's Promise** – “He believed the Lord; and the Lord reckoned it to him as righteousness.” (Genesis 15:6)
- **Obedience** – Abraham followed God's call to leave his home. (Genesis 12:1–4)
- **Patience** – He waited many years for God's promise of a son.
- **Hope in God** – Abraham trusted that God would do what He promised.
- **Sacrifice** - Abraham was able to sacrifice all his desires for God

### From Sarah

- **Trust in God's Timing** – Sarah received a child in her old age as God promised. (Genesis 21:1–2)
- **Joy in God's Blessing** – “God has brought me laughter.” (Genesis 21:6)
- **Learning Faith Through Waiting** – Sarah learned to trust God, even when it was hard to believe.





## Tobias and Sarah

### From Tobias

- **Obedience to God's Guidance** – Tobias followed God's plan on his journey. (Tobit 5:17)
- **Courage and Trust** – He trusted God even when the journey was dangerous.
- **Faithful Prayer** – Tobias prayed and relied on God for help.

### From Sarah

- **Faith in Suffering** – Sarah turned to God in her sadness and distress. (Tobit 3:11–15)
- **Hope in God** – She believed God would hear her prayer.
- **Perseverance** – She never gave up, even in difficult times.

### From Tobias and Sarah Together

- **Prayer in Marriage** – “Blessed are you, O God of our ancestors... let us be united together.” (Tobit 8:5–6)
- **Faithfulness in Marriage** – On their wedding night, they prayed together, showing that God is at the centre of their marriage.
- **God's Protection through Prayer** – Their prayer drove away evil and brought peace into their home.





## Zechariah and Elizabeth

### From Zechariah

- **Faithfulness to God** – “They were both righteous before God, walking blamelessly in all the commandments of the Lord.” (Luke 1:6)
- **Service in Prayer** – Zechariah continued to serve God as a priest. (Luke 1:8–9)
- **Learning to Trust God’s Word** – Even when he doubted at first, he learned that God’s promises are true. (Luke 1:18–20)

### From Elizabeth

- **Faithfulness and Righteousness** – Elizabeth also lived a life pleasing to God. (Luke 1:6)
- **Patience in Waiting** – She waited many years for a child but did not lose hope.
- **Joy in God’s Blessing** – “The Lord has taken away my disgrace among people.” (Luke 1:25)



# God's Plan for my Family

Holy Family

God calls my family to live with **obedience, love, and prayer in daily life** (Luke 2:51).

Abraham and Sarah

My family must have **faith and trust in God's promises, even when we wait** (Genesis 21:1-2).

Tobias and Sarah

My family should **make prayer the foundation of marriage and home life** (Tobit 8:5-6).

Zechariah and Elizabeth

My family should be **faithful and patient, trusting God's perfect timing** (Luke 1:6, 1:25).



# Activity: Discussion

**Intention of the Activity:** The purpose of this activity is to help children understand **God's plan for families** as revealed in the **Bible**. Through these verses, children learn that **God's Word teaches us how families should love, respect, forgive, and guide one another**. The activity encourages them to **reflect on their own family life** and think of practical ways they can **show love and grow in faith**, knowing that these are the values **God wants families to live by**.

**Group Size:** 10 children (split into 2 groups of 5)

**Materials Needed:** Chart paper, markers

**Time:** 15–20 minutes

## Instructions

- Divide the 10 kids into 2 groups of 5.
- Give each group the set of Bible verses below.
- Ask each group to read the verses carefully and discuss the following questions:



# Activity: Discussion



## Bible Verses for Discussion:

**Genesis 2:24** – *“For this reason a man leaves his father and mother and clings to his wife, and they become one flesh.”*

**Exodus 20:12** – *“Honour your father and your mother, so that your days may be long in the land that the Lord your God is giving you.”*

**Colossians 3:12-14** – *“Clothe yourselves with compassion, kindness, humility, meekness, and patience. Bear with one another... forgive each other... Above all, clothe yourselves with love, which binds everything together in perfect harmony.”*

**Proverbs 22:6** – *“Train children in the right way; and when old, they will not depart from it.”*

**Ephesians 6:1-4** – *“Children, obey your parents in the Lord... And, fathers, do not provoke your children to anger, but bring them up in the discipline and instruction of the Lord.”*



# Activity: Discussion



## Discussion Questions:

1. **Understanding God's Plan:** What does this verse teach us about God's plan for families?
2. **Connecting to My Life:** How can we see this in my own family?
3. **Practical Action:** What is one thing I can do this week to show love, respect, or faith in my family?
4. **Sharing Examples:** Can you share a story or example from your family that reflects this teaching?
5. **Creative Expression:** How could we draw or write this teaching on the chart paper to show others?

Each group writes their reflections on the chart paper using words, drawings, or symbols. After 15 minutes, each group presents their chart to the class.

## Teacher Tips to Encourage Participation

› Ask each child to share at least one thought.

› Encourage drawing symbols or pictures for each verse.





The Family That Prays Together...  
...Stays Together!





# How Families Pray?

**FAMILIES PRAY TOGETHER IN MANY SIMPLE AND BEAUTIFUL WAYS:**

Morning prayers

Evening prayers


Prayer before meals (Grace before meals)

Family Rosary

Reading the Bible (Scripture reading)

Attending Holy Qurbana together on Sundays

Receiving the Sacrament of Confession



# Discussion

Why do you think families pray?



# Why Should Families Pray?

The family that prays together stays together.

- † Families pray because everyone needs God's help
- † Prayer makes families stronger and closer
- † God can work through imperfect families
- † Prayer brings peace, love, and forgiveness at home
- † Families grow in faith when they pray together



# Activity: Circle Cup Relay – Team Challenge

**Video:** <https://www.instagram.com/reel/DTVSPQBjBxW/>

**Intention of the Activity:** This activity is designed to show the importance of working together as a team, just like a family. Just as the children must coordinate, support, and communicate to move the cups successfully, a family that prays together, helps each other, and stays united grows stronger. It teaches that unity, cooperation, and shared faith keep families close and rooted in God.

**Group Size:** 10 children

**Materials Needed:** Paper cups, bucket, whistle

**Objective:** Teamwork, coordination, and fun



# Activity: Circle Cup Relay – Team Challenge



## Instructions

1. Form a Circle: The 10 children stand in a circle facing outward, with their arms locked behind their backs.
2. Pick Up the Cups: Each child uses only their mouth to pick up a paper cup placed on the ground in front of them.
3. Move as a Circle:
  - Keeping the cups in their mouths, the group moves together as a circle toward the destination.
  - The goal is to stay in a circle and move smoothly without dropping the cups.
4. Finish Line: Once the group reaches the destination, each child drops their cup into a bucket with their arms locked behind their backs

## Rules & Tips

No hands are allowed to touch the cups. If a cup drops, the child picks it up with their mouth and continues. The group should communicate and move together carefully.



# FAMILY PRAYER CHALLENGE



Pray one decade of the Rosary together before bed.



Read one Bible verse at dinner and share what it means to you.



Pray for each family member by name every morning.





# Reflection

- ↪ The family is God’s idea, not just something people made.
- ↪ The Christian family is called a “**Domestic Church**”.
- ↪ *It is a place where we pray, love, forgive, and worship God. (Lumen Gentium §11; CCC 1655–1658)*
- ↪ The **Holy Family (Jesus, Mary, Joseph)** is our model.
- ↪ Families in the Bible were not perfect, but they trusted God.
- ↪ The Rosary, Holy Qurbana, reading the Bible, and praying before meals help families stay close to God.





# Slogan

**Holy Family - Keep our families chaste**

**Jesus, Mary, and Joseph, - Make Our Hearts Like Unto Thine.**

**Shine Like - St. Thérèse!**

**Little Flower- Help Us Grow!**

**Small Acts - Great Saints!**

**Little Way - Big Love**





## BIBLE VERSE

“Honor your father and your mother, so that you may live long in the land the Lord your God is giving you.”

- Exodus 20:12 -



# BREAK



# DAY 1

# Session 2





# Session 2

## Holy Families: Saints and the Church's Teaching

*"To maintain a joyful family requires much from both the parents and the children. Each member of the family has to become, in a special way, the servant of the others."*

**Pope St. John Paul II**



# Prayer

(Reading together as a class .with arms folded in prayer)

## Luke 2:41-52: The Boy Jesus at the Temple

<sup>41</sup> Every year Jesus' parents went to Jerusalem for the Festival of the Passover. <sup>42</sup> When he was twelve years old, they went up to the festival, according to the custom. <sup>43</sup> After the festival was over, while his parents were returning home, the boy Jesus stayed behind in Jerusalem, but they were unaware of it. <sup>44</sup> Thinking he was in their company, they traveled on for a day. Then they began looking for him among their relatives and friends. <sup>45</sup> When they did not find him, they went back to Jerusalem to look for him. <sup>46</sup> After three days they found him in the temple courts, sitting among the teachers, listening to them and asking them questions. <sup>47</sup> Everyone who heard him was amazed at his understanding and his answers. <sup>48</sup> When his parents saw him, they were astonished. His mother said to him, "Son, why have you treated us like this? Your father and I have been anxiously searching for you."

<sup>49</sup> "Why were you searching for me?" he asked. "Didn't you know I had to be in my Father's house?" <sup>50</sup> But they did not understand what he was saying to them.

<sup>51</sup> Then he went down to Nazareth with them and was obedient to them. But his mother treasured all these things in her heart. <sup>52</sup> And Jesus grew in wisdom and stature, and in favor with God and man.



# Discussion



*As a whole class teacher discusses the below questions . Give students time to think and answer. Questions are asked one at a time.*

- ✦ **Why do you think Jesus’ family made the journey to Jerusalem every year? What does this teach us about faith in family life?**
- ✦ **Even though Jesus was the Son of God, why did He grow up in an ordinary family with parents, routines, and responsibilities?**
- ✦ **Why is it significant that Jesus returned home and was obedient to Mary and Joseph?**
- ✦ **What are the “temples” or places today where young people can grow closer to God?**





“

PRAYER is the root, the fountain,  
the mother of a THOUSAND BLESSINGS.

”

Saint John Chrysostom



# Ice Breaker – Find my Family

**Intention:** To encourage students to connect with one another while reflecting on the qualities of a loving, supportive, and faith-filled family. This activity helps them appreciate the importance of family values, communication, and togetherness.

**Objective:** Connect with classmates while learning about families and their values.

**Materials Needed:** 4×4 Bingo cards with family-related statements, Pens or pencils

## Game Setup:

Give each student a 4×4 Bingo card and a pen. Explain that each box contains a statement about family life, habits, or values (e.g., “Helps with chores at home” or “Prays with their family”). Students move around the room and talk to friends to find someone who matches a statement. When they find a match, the classmate signs that box. The goal is to complete a row, column, or diagonal on the card. The first student to complete a line shouts “Bingo!” and wins. Optional: Continue until multiple students' complete lines for more engagement.

**Time:** 10 Minutes



# FAMILY FAITH BINGO



Get to know your classmates! Find someone who matches a statement below and have them sign the box. First to complete a row, column, or diagonal wins! (8 minutes)

<p><b>[1] Has more than 3 siblings</b></p> <p>Signature: .....</p>	<p><b>[2] Has grandparents overseas</b></p> <p>Signature: .....</p>	<p><b>[3] Prays the Rosary at home</b></p> <p>Signature: .....</p>	<p><b>[4] Has a family member who is a priest or religious</b></p> <p>Signature: .....</p>
<p><b>[5] Can say a prayer in Malayalam</b></p> <p>Signature: .....</p>	<p><b>[6] Has attended a wedding in a Syro-Malabar church</b></p> <p>Signature: .....</p>	<p><b>[7] Knows the feast day of their patron saint</b></p> <p>Signature: .....</p>	<p><b>[8] Has a family Bible at home</b></p> <p>Signature: .....</p>
<p><b>[9] Was named after a saint</b></p> <p>Signature: .....</p>	<p><b>[10] Has visited Kerala</b></p> <p>Signature: .....</p>	<p><b>[11] Has a crucifix in their bedroom</b></p> <p>Signature: .....</p>	<p><b>[12] Eats together as a family most evenings</b></p> <p>Signature: .....</p>
<p><b>[13] Can name all four Gospels</b></p> <p>Signature: .....</p>	<p><b>[14] Has a godparent they are close to</b></p> <p>Signature: .....</p>	<p><b>[15] Knows the meaning of "Domestic Church"</b></p> <p>Signature: .....</p>	<p><b>[16] Has helped at a parish event</b></p> <p>Signature: .....</p>

\*Complete horizontal, vertical, or diagonal lines count.\* Time limit: 8 minutes.



# Discussion

As a whole class teacher discusses the below questions . Give students time to think and answer. Questions are asked one at a time.

- † Do you have any pictures of saints in your Prayer room?
- † What do you think they did different from others to become saints?
- † Are they from ordinary families ?



# Activity: Ordinary Lives, Extraordinary Holiness

## Intention of the Activity:

- To help children learn about the lives of saints and their families in a fun, interactive way. This activity shows that holiness can be lived in ordinary family life through prayer, love, sacrifice, and service. By enacting these stories, children see saint families as role models, inspiring them to practice faith, care, and teamwork in their own families.

## Props / Simple Stage Setup:

- Table with chairs (home scene) / Watch or lace pieces (for Louis and Zélie) / Baby doll (for Gianna and Thérèse) / Rosary or prayer book / Simple backdrop for church / home

## Instructions:

- Form groups: Divide the class into small groups. Each group will enact the life of one saint. Assign a director in each group to guide the performance, help with cues, and keep the story flowing.
- Roles: Each group has 7 key characters for the main saints, and the rest can participate as family members, neighbors, or the community (chorus).
- Play Script Summary: Each group will act out 3–4 short paragraphs from the saint's life. A narrator at the end summarizes key lessons and important facts about the saint.



# 1. Sts. Louis and Zélie Martin

## Characters

- 😊 Louis
- 😊 Zélie
- 😊 Child 1
- 😊 Child 2
- 😊 Neighbor 1
- 😊 Neighbor 2
- 😊 Family Friend

## Script

**Louis:** Let's teach the children to pray before meals. Holiness starts at home!

**Zélie:** Yes, and we can love God in everything we do, even in chores.

**Child 1:** Mama, can I help with the lace?

**Child 2:** Papa, can I help with the watches?

**Neighbor 1:** Look at their home! It is so full of care and prayer.

**Neighbor 2:** They show that family life can be holy every day.

**Family Friend:** Their love and sacrifice are an example for all of us.



## Narrator:

Sts. Louis and Zélie Martin were the first married couple canonized together in 2015. They had nine children, and their home was a place of daily prayer, charity, and love. Their life shows us that holiness is possible in ordinary family life.



## 2. St. Gianna Beretta Molla

### Characters

- 😊 Gianna
- 😊 Husband
- 😊 Doctor
- 😊 Baby
- 😊 Nurse
- 😊 Friend
- 😊 Family Member

### Script

**Doctor:** Gianna, this pregnancy is risky. It could cost your life.

**Gianna:** I will carry this child. God's gift is worth any risk.


**Husband:** I will support you, always.

**Child:** coos (child holding baby doll)

**Nurse:** The baby is healthy!

**Friend:** Gianna is so brave!

**Family Member:** Her love inspires all mothers.



### Narrator:

St. Gianna Beretta Molla was an Italian doctor and mother who chose life for her unborn child despite mortal risk. She died a week after giving birth but is remembered as the patron saint of mothers and unborn children. Canonized in 2004, her story teaches heroic love and self-sacrifice.



# 3. St. Monica and Augustine

## Characters

- ☺ Monica
- ☺ Augustine
- ☺ Father
- ☺ Teacher
- ☺ Friend
- ☺ Neighbor
- ☺ Bishop Ambrose

## Script

**Monica:** I pray every day for you, my son.

**Augustine:** I want my own life, Mother!

**Friend:** Augustine, listen to your mother.

**Neighbor:** Monica never gives up praying.

**Father:** Your prayers are strong, Monica.

**Teacher:** Augustine, you are learning the truth.

**Bishop Ambrose:** Augustine, be baptized and follow God.

## Narrator:

St. Monica spent years praying for her son Augustine's conversion. Her faith and patience bore fruit when Augustine became a great saint. Monica teaches us that a mother's prayers are never wasted.



# 4. St. Mariam Thresia Chiramel

## Characters

- ☺ Mariam
- ☺ Father
- ☺ Mother
- ☺ Sister
- ☺ Neighbor 1
- ☺ Neighbor 2
- ☺ Congregation Member

## Script

**Mariam:** Even though our family struggles, God calls me to serve Him.

**Father:** We may be poor, but God blesses your heart.

**Mother:** Help others and grow in faith, Mariam.

**Sister:** I will join you in caring for families.

**Neighbor 1:** She brings hope to everyone!

**Neighbor 2:** Look at how she helps the children.

**Congregation Member:** Her Congregation spreads holiness in family life.

## Narrator:

St. Mariam Thresia Chiramel was canonized in 2019. She founded the Congregation of the Holy Family, dedicating her life to helping families grow in faith, even while overcoming poverty and struggles. Her life shows that family challenges can be transformed into holiness.



# 5. St. Alphonsa

## Characters

- 😊 Alphonsa
- 😊 Aunt
- 😊 Teacher
- 😊 Friend 1
- 😊 Friend 2
- 😊 Sister
- 😊 Neighbor

## Script

**Aunt:** Alphonsa, you must keep praying and offering your sufferings to God.

**Alphonsa:** I will, Aunt. I want to love Jesus in all I do.

**Teacher:** Your devotion is inspiring!

**Friend 1:** Even in hardship, she smiles.

**Friend 2:** She trusts God completely.

**Sister:** Alphonsa shows us how suffering can bear fruit.

**Neighbor:** She is an example of holiness in everyday life.



## Narrator:

St. Alphonsa, the first canonized saint of the Syro-Malabar Church (2008), faced many hardships in her family and personal life. She dedicated her suffering to Christ and teaches us that even difficulties can be offered for God's glory.



# Reflection - Activity

## Saints Match-Up Challenge

### Materials:

- Give students pencils and a printed sheet.
- Set a timer for 2 minutes to add excitement.
- Review answers together after the activity and briefly discuss each saint or family's inspiring story.

### Instructions:

Match each saint or couple in Column A with the correct fact in Column B. Draw a line or write the letter next to the number.





# Saints Match-Up Challenge

— Match the Following —



Instructions: Draw a **line** to match each saint or couple in Column A to the correct fact in Column B. You have **2 minutes!**

## Column A: Saints / Couples

1. ✝ St. Monica

---

2. ❤ Sts. Louis & Zélie Martin

---

3. 👶 St. Gianna Beretta Molla

---

4. 🏠 St. Mariam Thresia

---

5. 🌸 St. Alphonsa

---

6. 📖 St. Thomas More

---

7. ★ Bl. Luigi & Maria Quattrocchi

---

8. 🐦 Sts. Joachim & Anne

---

## Column B: Facts

- A. First married couple canonised together (2015)

---

- B. Founded the Congregation of the Holy Family in Kerala

---

- C. First canonized saint of the Syro-Malabar Church

---

- D. Prayed 17 years for a wayward son's conversion

---

- E. Chose her unborn child's life over her own

---

- F. Lord Chancellor of England, martyred for refusing to deny the faith

---

- G. First couple beatified together (2001), hid Jews during WWII

---

- H. Traditional parents of the Blessed Virgin Mary

---






**These saints were not from perfect families. Some faced death, illness, infidelity, wayward children, persecution. But they remained faithful to God, and God worked through them. Your family - with all its imperfections - can be holy too.**



## What the Church Teaches About Family

- Family is God's gift. *Gaudium et Spes* (1965)
- Marriage is sacred. *Gaudium et Spes* (1965)
- Home is the first church. *Lumen Gentium* §11
- Parents are first teachers of faith. *Familiaris Consortio* (1981)
- Families do not need to be perfect to be holy. (*Amoris Laetitia* §7)
- Love, prayer, forgiveness, and unity make families strong. (*Amoris Laetitia* §57)



# Discussion

As a whole class teacher discusses the below questions . Give students time to think and answer. Questions are asked one at a time.

- † What are some things you do together as a family ? How do you feel about doing things together?
- † Do you feel the same when you do things on your own?



# Activity - Creating a Family “Rule of Life”

## Objective/Intention:

- To help students understand how to live as a Domestic Church by making commitments that strengthen prayer, service, and love within the family. This activity shows that families who practice faith together grow closer and stronger in God’s love. Students will learn practical ways families can pray, serve, and grow in faith together, realizing that a family united in prayer and love is a strong Domestic Church.

## Group Setup:

- Divide the 10 students into small groups (2–3 students per group).
- Give each group a chart paper and the cue cards below.



# Activity - Creating a Family “Rule of Life”

## Instructions for Students: (Display on board after explaining)

- Work in your group of 2–3 students.
- Discuss each category below and decide what commitments a family could make.
- Write your ideas in the boxes provided. Add drawings or symbols if you like!
- After 15 minutes, present your Family Rule of Life to the class. Explain why you chose each commitment.

## Presentation Tips:

- Explain your choices clearly.
- Share one special idea your family could try together.
- Be creative—use drawings, symbols, or colors!

**Time:** 15 minutes



# Rule of Life for our family

## Prayer

Rosary, grace before meals, evening prayers.

## Service

Volunteering, visiting the sick, helping neighbors

## Forgiveness

Never go to bed angry, saying sorry, forgiving quickly

## Sacraments

Attending Holy Qurbana, Frequent Confession

## Communication

Family meetings, listening carefully, no phones at dinner

## Faith Sharing

Reading a saint's story weekly, discussing Bible stories, sharing faith experiences, having conversations on homily after Sunday Qurbana





# Reflection

- The Catholic Church has many teachings that help us understand God's plan for family life.
- Home is the first place where children learn prayer, faith, love, and good values.
- Holiness is possible in marriage and family life, even during suffering and difficulties.
- Every family is called to make a Rule of Life.
- To maintain a joyful family requires much from both the parents and the children. Each member of the family has to become, in a special way, the servant of the others.”





# Slogan

**Holy Family - Keep our families chaste**

**Jesus, Mary, and Joseph, - Make Our Hearts Like Unto Thine.**

**Shine Like - St. Thérèse!**

**Little Flower- Help Us Grow!**

**Small Acts - Great Saints!**

**Little Way - Big Love**





## BIBLE VERSE

“Honor your father and your mother, so that you may live long in the land the Lord your God is giving you.”

- Exodus 20:12 -



# BREAK



# DAY 1

# Session 3





# Session 3

## Strengthening Our Families Today

*"Families are not a problem;  
they are first and foremost an  
opportunity."*

**Pope Francis**



# Prayer

(Reading together as a class .with arms folded in prayer)

## Luke 1:5–25: The Birth of John the Baptist Foretold

<sup>5</sup> In the time of Herod king of Judea there was a priest named Zechariah, who belonged to the priestly division of Abijah; his wife Elizabeth was also a descendant of Aaron. <sup>6</sup> Both of them were righteous in the sight of God, observing all the Lord's commands and decrees blamelessly. <sup>7</sup> But they were childless because Elizabeth was not able to conceive, and they were both very old.

<sup>8</sup> Once when Zechariah's division was on duty and he was serving as priest before God, <sup>9</sup> he was chosen by lot, according to the custom of the priesthood, to go into the temple of the Lord and burn incense. <sup>10</sup> And when the time for the burning of incense came, all the assembled worshipers were praying outside.

<sup>11</sup> Then an angel of the Lord appeared to him, standing at the right side of the altar of incense. <sup>12</sup> When Zechariah saw him, he was startled and was gripped with fear. <sup>13</sup> But the angel said to him: "Do not be afraid, Zechariah; your prayer has been heard. Your wife Elizabeth will bear you a son, and you are to call him John. <sup>14</sup> He will be a joy and delight to you, and many will rejoice because of his birth, <sup>15</sup> for he will be great in the sight of the Lord. He is never to take wine or other fermented drink, and he will be filled with the Holy Spirit even before he is born. <sup>16</sup> He will bring back many of the people of Israel to the Lord their God. <sup>17</sup> And he will go on before the Lord, in the spirit and power of Elijah, to turn the hearts of the parents to their children and the disobedient to the wisdom of the righteous—to make ready a people prepared for the Lord."

<sup>18</sup> Zechariah asked the angel, "How can I be sure of this? I am an old man, and my wife is well along in years."

<sup>19</sup> The angel said to him, "I am Gabriel. I stand in the presence of God, and I have been sent to speak to you and to tell you this good news. <sup>20</sup> And now you will be silent and not able to speak until the day this happens, because you did not believe my words, which will come true at their appointed time."

<sup>21</sup> Meanwhile, the people were waiting for Zechariah and wondering why he stayed so long in the temple. <sup>22</sup> When he came out, he could not speak to them. They realized he had seen a vision in the temple, for he kept making signs to them but remained unable to speak.

<sup>23</sup> When his time of service was completed, he returned home. <sup>24</sup> After this his wife Elizabeth became pregnant and for five months remained in seclusion. <sup>25</sup> "The Lord has done this for me," she said. "In these days he has shown his favor and taken away my disgrace among the people."



# Discussion

As a whole class teacher discusses the below questions . Give students time to think and answer. Questions are asked one at a time.



- ✦ Elizabeth and Zechariah were childless for many years. How might long waiting and disappointment affect a family emotionally and spiritually?
- ✦ Instead of becoming bitter, they remained faithful to God. Why is faithfulness difficult during suffering?
- ✦ The people outside were praying while Zechariah served. Why is prayer important when families face problems?



# Ice Breaker – Apple Orange Banana

**Intention:** To help students understand that just like in a family, unity, communication, and moving together are important to stay strong. This activity shows that when everyone listens, cooperates, and supports one another, the group remains connected—just like a loving family.

**Materials:** No materials required.

**Instructions:** Ask all students to form a circle facing one direction. Each student places their hands on the shoulders of the person in front, forming one connected circle. The goal is to stay connected and move together without breaking the circle.



**Commands:** “Apple” → Everyone jumps forward together. “Orange” → Everyone jumps backward together. “Banana” → Everyone jumps back while turning 180°, then places hands on the shoulders of the new person in front. The facilitator will guide whether to turn left or right to avoid confusion.

**Rounds:** **Easy Mode:** Commands are given slowly with pauses in between. (e.g., Apple... Banana... Orange...). **Moderate Mode:** Two commands are combined. (e.g., Banana–Apple, Orange–Apple). **Insane Mode:** Three or more commands are combined quickly to challenge teamwork and coordination.

**Video:** <https://www.youtube.com/watch?v=yJY19gO9JOo>



## Reflection (Link to Family Life)

- What helped you stay connected?
- What happened when someone didn't listen or moved differently?
- How is this like a family?



# Brainstorm

Challenges Families Facing Today.



# Challenges Families Facing Today

## 1. Technology and Screen Addiction

Constant connectivity fragments family time. Social media pressures distort self-image. The Church calls for “technological sobriety” - technology as a tool, not a master. CCC 2223: “Parents have the first responsibility for the education of their children.”

## 2. Materialism and Consumerism

Consumer culture teaches that happiness comes from possessions. The Gospel calls for detachment and simplicity: “Where your treasure is, there your heart will be also” (Matthew 6:21).

## 3. Family Breakdown

Divorce, separation, and absent parents deeply affect children. The Church maintains the indissolubility of marriage while showing pastoral compassion. Amoris Laetitia emphasises mercy for struggling families.



# Challenges Families Facing Today

## 4. Work-Life Imbalance

Economic pressures force long hours away from family. Catholic social teaching affirms a right to a living wage, reasonable hours, and family time. Work exists for the family, not the family for work.

## 5. Cultural Pressures

Secular culture increasingly marginalises faith. Young people face peer pressure to abandon traditions. The domestic church becomes ever more crucial as the primary place of faith formation.

## 6. Migration and the Syro-Malabar Diaspora

Hundreds of thousands of Syro-Malabar Catholics have migrated to Australia, UK, Canada, and USA. Families are separated across continents. Second-generation youth risk losing connection to Malayalam, Syro-Malabar liturgy, and Kerala Catholic heritage. The Eparchy of Melbourne (established 2013) provides a spiritual home. Preserving our 2,000-year Thomasine tradition in the diaspora is one of the most important missions of our generation.



# Activity - “Real-Life Family Challenges”

## Objective/Intention:

- To help students become aware of real challenges faced in family life and guide them to respond with faith, compassion, and practical solutions. This activity encourages students to think about how they can live out their faith in difficult situations and support their families as a Domestic Church.

## Group Setup:

- Divide the 10 students into 2 groups of 5 students each.
- Give each group 1–2 scenario cards (depending on time).

## Instructions:

- Each group reads their assigned scenario(s).
- As a group, discuss the following:
  - What is the problem?
  - What does the Church teach about this situation?
  - What practical solutions or actions can you suggest?
- Write your key points briefly on chart paper.
- Prepare a quick presentation (2–3 minutes) to share your ideas with everyone.



# Activity - “Real-Life Family Challenges”

## Time Allocation (Total: 10 minutes):

- Discussion: 6 minutes
- Preparation: 2 minutes
- Presentations: 2 minutes (quick sharing from each group)

## Presentation Tips:

- Keep it short and clear.
- Focus on one strong message or solution.
- Try to connect your ideas to faith and family values.

## Conclusion/Reflection:

- After presentations, ask:
- Which situation felt most real to you?
- What would you do if this happened in your own family?



# Scenario Cards: Real-Life Family Challenges

## 1. The Digital Divide

Your younger sibling spends more than 5 hours a day on social media and hardly talks to the family, especially during meals. Your parents are worried and frustrated but don't know how to handle the situation.

## 2. The Distant Grandparent

Your grandparents living in Kerala are elderly and feel very lonely. Even though you video call them weekly, they often become emotional because they miss being close to the family. Your parents feel guilty about living far away.

## 3. The Broken Home

Your friend's parents have separated. Your friend feels hurt, angry at God, and has stopped coming to church. They feel embarrassed and isolated from others.

## 4. The Faith Struggle

Your older sibling says they no longer believe in God and refuses to attend Holy Qurbana. This has made your parents very sad, and family time has become tense and uncomfortable.

## 5. The Pressure to Conform

Your classmates make fun of your Syro-Malabar traditions. They call your practices "weird" and question why you fast and pray differently. You feel confused and pressured to fit in.

## 6. The Overworked Parent

One of your parents works long hours (60+ hours a week). They are always tired, miss family time, and haven't attended church for the past few Sundays.





# Reflection

## Building a Stronger Family

*“I thank God that many families, which are far from considering themselves perfect, live in love, fulfil their calling and keep moving forward, even if they fall many times along the way.” -Pope Francis, Amoris Laetitia §126*

None of these situations are easy. Every family faces struggles—some we see, and many we don’t. But what truly matters is not perfection, but perseverance in love.

Families may fall, misunderstand, or go through pain, but they are called to keep moving forward together. We are reminded not to give up—

- not on our family,
- not on our faith,
- not on the Church.

Even in the most difficult moments, God walks with us. He strengthens families, heals wounds, and brings hope.

A strong family is not one without problems, but one that chooses to stay together, forgive, love, and trust God through every challenge.



# Discussion

As a whole class, discuss the question. Give students time to think, discuss, and come up with answers. Take responses from a few students.

† What are some things you can do strengthen your family?



# 10 Things You Can Do for Your Family

- Pray for each member of your family every day—by name.
- Make an effort to attend Holy Qurbana together as a family every Sunday.
- Keep your phone away during family meals and be fully present.
- Express your love and say sorry when needed—both are important.
- Take time to ask your parents about their childhood and their journey of faith.
- Learn and participate in your family's prayer traditions (Rosary, novenas, feast days).
- Try to be a peacemaker when there is conflict at home.
- Stay connected with your grandparents by calling or visiting them regularly.
- Invite a friend to join your family for a celebration or a church event.
- Write a note or letter of gratitude to a family member to show your appreciation.



# Activity : Letter to My Family

## Objective/Intention:

- To help students reflect on their family with gratitude, deepen their understanding of God's plan for families, and make a personal commitment to love and serve their family better.

## Instructions:

- This is an individual, quiet reflection activity.
- Take time to think about your family and your role in it.
- Write a personal letter to your family using the prompts below.

## Letter Prompts:

- Dear Family, I am grateful for...
- One thing I have learned today about God's plan for families is...
- I commit to doing this for our family...
- My prayer for our family is...

**Time:** 15 minutes

## Closing Note:

- Take your letter home with you. You may choose to share it with your family or keep it as a personal promise to grow in love, faith, and unity within your home.



## A Prayer for Families

Lord Jesus, You grew up in the Holy Family of Nazareth. You know what it means to live in a family - the joys, the struggles, the ordinary moments that become sacred.

We bring our families before You today - our parents, our siblings, our grandparents, our extended families scattered across the world.

Heal what is broken. Strengthen what is weak. Bless what is good.

Like the Holy Family, teach us obedience, patience, and love. Like St. Monica, give us perseverance in prayer for those we love. Like Sts. Louis and Zélie Martin, help our homes become domestic churches. Like St. Mariam Theresia, help us transform our family struggles into apostolic fruit.

We consecrate our families to Your Sacred Heart and to the Immaculate Heart of Mary. May our homes be places of prayer, forgiveness, joy, and faith. Amen.





# Looking Back

## **Session 1 – The Family in God’s Plan**

We learned that the family is created by God and is called to be a *Domestic Church*. The Bible shows us that even imperfect families can be faithful and receive God’s blessings.

## **Session 2 – Holy Families**

We explored the teachings of the Church—from Second Vatican Council to Pope Francis—and saw how saints lived holy family lives even in times of struggle and suffering.

## **Session 3 – Strengthening Our Families Today**

We reflected on the challenges families face today, especially in the Syro-Malabar diaspora, and discovered practical ways young people can help build stronger, faith-filled families.





# Slogan

**Holy Family - Keep our families chaste**

**Jesus, Mary, and Joseph, - Make Our Hearts Like Unto Thine.**

**Shine Like - St. Thérèse!**

**Little Flower- Help Us Grow!**

**Small Acts - Great Saints!**

**Little Way - Big Love**



# Finale Practice



# Catechism Anthem





# Thank You!

God Bless Your Family!

---





DILEXI TE

"I HAVE LOVED YOU"

DAY 2



# SLOGAN

*Dilexit Te - I have loved you  
Hearts on Fire- Hands in Service.  
Love More - Give More - Serve More.  
St Francis Assisi – Pray for us*





## BIBLE VERSE

“For you know the grace of our Lord Jesus Christ, that though he was rich, yet for your sake he became poor, so that you through his poverty might become rich. ”

- 2 Corinthians 8:9-





# RUN SHEET FOR THE DAY

Item	Duration	Start Time	End Time
Holy Mass & Inauguration			
<b>Tea Break</b>			
<b>Session 1</b> Introduction Ice breaker Theme presentation Activity Conclusion			
<b>Lunch Break</b>			
<b>Session -2</b> Introduction Ice breaker Theme presentation Activity Conclusion			
<b>Tea Break</b>			
<b>Session -3</b> Introduction Ice breaker Theme presentation Activity Conclusion			



# Introduction



Introduce each teacher and other resource personnel



General safety rules (Do's and don'ts)



Children to report any concerns to teachers, housekeeping requirements



Explanation of the day's agenda



Explanation of the day's slogan



Prayer



# DAY 2

# Session 1





# Session 1

## What is Dilexi Te?

*Discovering God's big love for us!*



# Prayer

(Reading together as a class .with arms folded in prayer)

## Luke 4 :16-20: Jesus Rejected at Nazareth

<sup>16</sup> He went to Nazareth, where he had been brought up, and on the Sabbath day he went into the synagogue, as was his custom. He stood up to read, <sup>17</sup> and the scroll of the prophet Isaiah was handed to him. Unrolling it, he found the place where it is written:

<sup>18</sup> “The Spirit of the Lord is on me, because he has anointed me to proclaim good news to the poor. He has sent me to proclaim freedom for the prisoners and recovery of sight for the blind, to set the oppressed free, <sup>19</sup> to proclaim the year of the Lord’s favor.”

<sup>20</sup> Then he rolled up the scroll, gave it back to the attendant and sat down. The eyes of everyone in the synagogue were fastened on him.



# Discussion

As a whole class, discuss the question. Give students time to think, discuss, and come up with answers. Take responses from a few students.

- ✦ What does “good news to the poor” mean to you?



# Ice Breaker – Letter Hunt – “Dilexit Te”

## Intention

- To help students discover the phrase “Dilexit Te” through active participation
- To understand its meaning: “I have loved you”
- To encourage teamwork, quick thinking, and engagement

## Materials Required:

- Letter cards A–Z (multiple sets)
- Extra distractor letters
- Word cards: I / HAVE / LOVED / YOU + distractor words
- Whiteboard / space to display “DILEXIT TE”
- Timer (phone or stopwatch)
- Optional: Whistle or bell

**Total Time:** 15 Minutes



# Ice Breaker – SECTION 1: LETTER HUNT

(6 minutes)

## Setup:

- Display “DILEXIT TE” clearly on the board
- Teachers stand around the space holding different letter cards (A–Z)
- Divide students into teams (about 8–10 per group)



## How to Play:

- Only ONE student per team goes at a time
- The student runs to ONE teacher only and asks for a letter
- If the teacher has a correct letter from DILEXIT TE, they receive it
- If not, they return empty-handed
- Next teammate goes to a different teacher

**Goal:** Collect all letters needed to form: D I L E X I T T E

## Rules:

- No student can visit more than one teacher per turn
- Teams must think quickly and strategize

**Winning:** First team to correctly arrange the letters physically wins. Team must hold the letters in order and say it aloud:  
“DILEXIT TE” 🏆 Points awarded.



# Ice Breaker – SECTION 2: MEANING RELAY

(5 minutes)

## Setup:

- Place mixed word cards at the front:
  - Correct: I / HAVE / LOVED / YOU
  - Distractors: (e.g., WE / ARE / HAPPY / LOVE / GOD)



## How to Play:

- One student at a time runs to collect ONE word card
- Returns to team
- Next student goes
- Teams must:
  - Pick correct words
  - Arrange them in the right order

**Goal:** Form the meaning: “I HAVE LOVED YOU”

**Winning:** First team to correctly arrange the sentence wins. Additional points awarded.



# Ice Breaker – SECTION 3: QUICK REFLECTION

(4 minutes)

- Ask students:  
“What does ‘I have loved you’ mean to you personally?”
- Let a few students share.
- Connect responses to:
  - God’s unconditional love
  - Love in family, school, friendships



# Dilexit Te means..

**"I have loved you" (Rev 3:9)**

This verse reminds us that even when we feel:

- Alone
- Ignored
- Not good enough
- God still says: **"I have loved you."**





## What does *Dilexi te* mean?

- † *Dilexi te* means "I have loved you" and echoes the title of Pope Francis' last encyclical letter *Dilexit Nos* ("he loved us"), on the devotion to the Sacred Heart.
- † The title is taken from the words of Jesus in Revelation 3:9
- † It is an **Apostolic Exhortation** is addressed "to all Christians on love for the poor."



# Why has it been released at this time?

Pope Leo XIV finished the work that Pope Francis began. It was signed on the feast of **St Francis of Assisi**.

It teaches the same lesson St Francis learned and lived:

*When we show extra love and care for people who are poor or left out, we can help make the Church and the whole world better.*

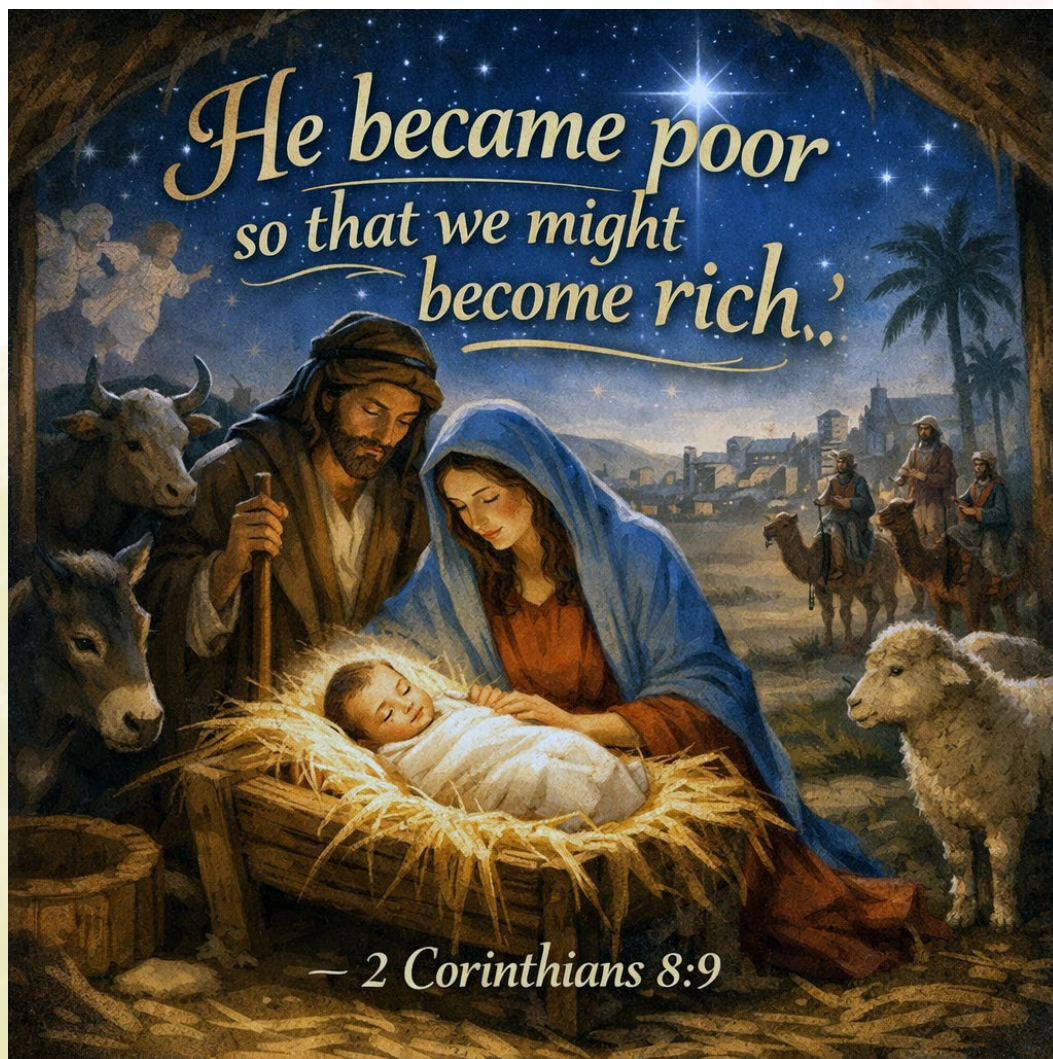


# Key messages in *Dilexit Te*

- God has a special love for people who are weak, poor, or left out.
- Jesus cared for the hungry, the workers, the sick, and the rejected, and that saints like St Francis and St Clare followed His example.
- Poverty today isn't just about money .People can also be “poor” when they feel lonely, unheard, treated unfairly, or pushed aside.
- Not to pretend everything in the world is fine. There are still **many new kinds of poverty**, like people being ignored, treated badly, or denied equal rights.
- Jesus became poor, so we should see Jesus in every person who is struggling.



# Jesus - The Poor Messiah



- ⚙ **Jesus chose to be poor.**
- ⚙ He was born in a manger, not a palace.
- ⚙ He worked as a carpenter's son.
- ⚙ *He had "nowhere to lay his head."*
- ⚙ **He brought good news to the poor and said: "Blessed are you poor, for yours is the kingdom of God." - Luke 6:20**



# Activity: Presentation

## Intention of the Activity:

- To help students understand Jesus' life of simplicity and poverty
- To reflect on how Jesus chose humility over wealth
- To connect Jesus' life with our attitudes towards wealth, status, and others

## Materials Needed:

- Printed Bible verses (one set per group)
- Chart paper (one per group)
- Markers / pens
- Timer
- Optional: projector for displaying verses

**Time:** 20–25 minutes



# Activity: Presentation

## Part 1: Group Discussion (5–7 minutes)

### Instructions:

- Divide students into small groups (4–5 students each)
- Give each group one or two Bible passages
- Students read and discuss:
  - What does this verse show about Jesus' life?
  - What does it tell us about being “poor” or humble?

### Bible Passages Provided:

- † He emptied himself, taking the form of a slave, being born in human likeness” ( Phil 2:7)
- † “You know well the grace of our Lord Jesus Christ, that though he was rich, yet for your sakes he became poor, so that by his poverty you might become rich” ( 2 Cor 8:9).
- † “there was no place for them in the inn” (Lk 2:7).
- † Is not this the carpenter, the son of Mary[a] and brother of James and Joses and Judas and Simon, and are not his sisters here with us?” Mark 6:34 and they offered a sacrifice according to what is stated in the law of the Lord, “a pair of turtledoves or two young pigeons.” Luke 2:24
- † Foxes have holes, and birds of the air have nests; but the Son of Man has nowhere to lay his head” (Mt 8:20; Lk 9:58).
- † “The Spirit of the Lord is upon me, because he has anointed me to bring good news to the poor” (Lk 4:18)
- † Blessed are you poor, for yours is the kingdom of God” (Lk 6:20).



# Activity: Presentation

## Part 2: Group Discussion (8–10 minutes)

### Instructions:

- Each group writes on chart paper Include:
  - What the verse means
  - What it teaches about Jesus
  - One real-life connection (today's world)
- Encourage creative presentation:
  - Keywords
  - Symbols
  - Short sentences

## Part 3: Group Presentation (7–8 minutes)

### Instructions:

- Each group presents (1 minute per group):
- They share:
  - Their verse
  - Their understanding
  - Their key takeaway

### Score:

- The group with the best chart and presentation gets points.





# Reflection

- ↪ **God's love is full of mercy.** Throughout history, God has come close to us to free us from fear, sin, and anything that keeps us trapped or hurting.
- ↪ To truly share our human life, **Jesus became poor like us.** He was born as a small baby in a manger and later suffered on the cross. In both moments, Jesus showed that He stands with people who are weak, poor, or hurting.
- ↪ This is why the Church teaches that God has a **special love for the poor.** It doesn't mean God loves others less. Instead, it reminds us that God pays special attention to those who are suffering, because His heart is full of compassion for everyone.



# Activity: Hunt for Hope – 3 Minute Challenge

**Overview:** Students compete in teams to search for everyday items hidden around the play area. The challenge is to collect as many needed items as possible within 3 minutes. This game represents families in need and teaches students that even small contributions can help support others.

**Tell students:** “Today you are not just hunting for objects—you are collecting useful items that could help a family in need. Sometimes helping others begins with giving what we already have.”

Each object symbolises practical support for a struggling family.

## Examples:

- › Pair of socks
- › Blanket
- › Piece of cloth / towel
- › Umbrella
- › Banana / food item
- › Notebook
- › Water bottle
- › Jacket
- › Soap
- › Pencil case



# Activity: Hunt for Hope – 3 Minute Challenge

## How to Play:

1. Hide the selected items around the hall, classroom, playground, or designated area.
2. Display the list of all hidden items on the board.
3. Divide students into teams.
4. Each team sends two players at a time to search.

## Rules:

1. At the whistle, the first pair from each team begins searching.
2. Players must bring found items back to their team area before searching again.
3. Teams may rotate new pairs during the 3 minutes.
4. Only items on the board count.
5. Team with the most correct items after 3 minutes wins.
6. If a team finds all items within 3 minutes, they automatically win.



# Reflection Question

As a whole class, discuss the question. Give students time to think, discuss, and come up with answers. Take responses from a few students.

- ✦ What are some things we often take for granted?



## Mercy towards the poor in the Bible

- † Jesus says, "Love one another as I have loved you." (John 15:12)
- † Jesus teaches that you cannot love God without loving the poor.
- † Loving our neighbour is a clear sign that our love for God is genuine.
- † When we love one another, God lives in us (1 John 4:12)

**Therefore, love for God and love for others are closely connected and cannot be separated.**



# Activity 2- Treasure Hunt



**Intention of the Activity:** Help students engage actively with key Biblical teachings on love, charity, and service to others, especially the teachings of Jesus Christ.

**Group Setup:** “Students will work in groups of 10. Each group will receive a sheet containing different types of clues.

**Materials Needed:** Chart paper, markers, Worksheet containing clues, Bible, passage slip.

**Time:** 15–20 minutes

## Step 1:

- Students Each group will receive a sheet filled with different types of clues - these may be unscrambled words, codes, opposites, or fill-in-the-blank.
- Using these clues, your group must find the following hidden words:

*Brethren, Help, Giver, Love, Charity, Heart , Neighbor, Poor, Needy*



<p><b>1. Unscramble:</b>  <i>ERBTHREN</i>          Meaning clue: A word he describe our brothers and sisters on our sisters in Christ." Answer:          Answer:</p>	<p><b>3. Unscramble:</b>  <i>VERGI</i>          Meaning clue:          "Someone who shares what they have."          Answer:</p>
<p><b>2. Opposite:</b>  <i>The opposite of "harm" or "ignore."</i>  <b>Fill-in-the-blank:</b>          "Jesus teaches us to ____ one another."          Answer:</p>	<p><b>4. Code (letter shift +1):</b>  <i>MPWF → shift back by 1</i>          Meaning clue:          "The greatest commandment Jesus taught."</p>
<p><b>Fill-in-the-blanks</b>  <i>C__r,"__t y</i>          Meaning clue:          "A word that means showing love through giving."          Answer:</p>	<p><b>Fill-in-the-blanks:</b>  <i>N__g__0_</i>          Meaning clue:          "Jesus said to love this person as yourself."          Answer:</p>
<p><b>Opposite:</b>  <i>Qpps → shift back by 1</i>          Answer:          The opposite " of "rich."</p>	<p><b>Unscramble:</b>  <i>YENED</i>          Meaning clue:          "A word describing those who need our care and support."</p>



# Activity 2- Treasure Hunt

## Step 2: Receive the Riddle

- Once all words are correctly identified and submitted to the teacher,
- Your group will receive a special riddle/clue.

I don't have batteries, but I shine light.  
I don't have legs, but I help you walk right.  
Open my pages and you'll see-  
God's message waiting quietly.  
What am I?

## Step 3: Solve the Riddle

- The riddle will lead you to the word: "BIBLE"
- Students must search for the Bible hidden in the classroom/room.



# Activity 2- Treasure Hunt

## Step 4: Find the Hidden Verse

- Inside the Bible, a Bible verse will be placed between the pages.
- Open it, read it together as a group.

## Step 5: Group Reflection & Chart Work

- On chart paper, write:
- The Bible verse neatly
- A short group reflection including:
  - What the verse means
  - What it teaches about loving and helping others

## Step 6: Submission

- Once your chart and reflection are complete,
- Submit it to the teacher.



# Activity 2- Treasure Hunt

## Possible Bible Verses for the Activity

- *“Whoever is kind to the poor lends to the Lord...”* (Prov 19:17)
- *“God loves a cheerful giver”* (2 Cor 9:7)
- *“Love your neighbour as yourself”* (Lev 19:18)
- *“Truly I tell you... you did it to me”* (Mt 25:40)
- *“God is love...”* (1 Jn 4:12,16)
- *“If we love one another, God lives in us”* (1 Jn 4:20)
- *“Give, and it will be given to you”* (Lk 6:38)
- *“You must help to set it free”* (Ex 23:4-5)





# Reflection

- ↪ Jesus Christ teaches that love for God and love for others cannot be separated.
- ↪ The way we treat our neighbour shows the reality of our love for God.
- ↪ The Church encourages us to practice **works of mercy**, such as:
  - > helping
  - > sharing
  - > forgiving
  - > comforting





# Slogan

**Dilexit Te - I have loved you  
Hearts on Fire- Hands in Service.  
Love More - Give More - Serve More.  
St Francis Assisi - Pray for us.**



# BREAK



# DAY 2

# Session 2





# Prayer

(Reading together as a class .with arms folded in prayer)

## 1 John 4:20-21:

<sup>20</sup> Whoever claims to love God yet hates a brother or sister is a liar. For whoever does not love their brother and sister, whom they have seen, cannot love God, whom they have not seen. <sup>21</sup> And he has given us this command: Anyone who loves God must also love their brother and sister.



# Ice Breaker -Build my Church

**Intention of the Activity:** To reflect that the Church is not just a building, but a community built by people working together in love and faith.

## Group Setup:

- 10 students will work together as one team or two small teams (as directed by the teacher).
- Each group will receive:
  - Toothpicks
  - Marshmallows

## Task Instructions:

- Using only toothpicks and marshmallows, students must:
- Design and build the tallest and strongest tower possible
- Ensure the structure is stable and can stand on its own

**Time Limit:** 15–20 minutes

## Challenge Rules:

- Only toothpicks and marshmallows can be used
- No tape, glue, or other materials allowed
- All team members must participate
- The tower must stand on its own for at least 10 seconds

<https://www.youtube.com/watch?v=Q9orGpa2V7w>



# Reflection Questions

Discuss as a group:

- † What helped your team build a strong structure?
- † What challenges did you face?
- † How is this activity similar to building the Church as a community?
- † What values (e.g., unity, patience, cooperation) were important?



# Video Viewing – St Francis of Assisi



**Instructions:** Students will watch a video about Saint Francis of Assisi. Watch carefully and pay attention to his life, choices, and how he showed love for others.

## Note Down While Watching:

- How he cared for the poor and the sick
- His love for nature and all creation
- His simple way of living

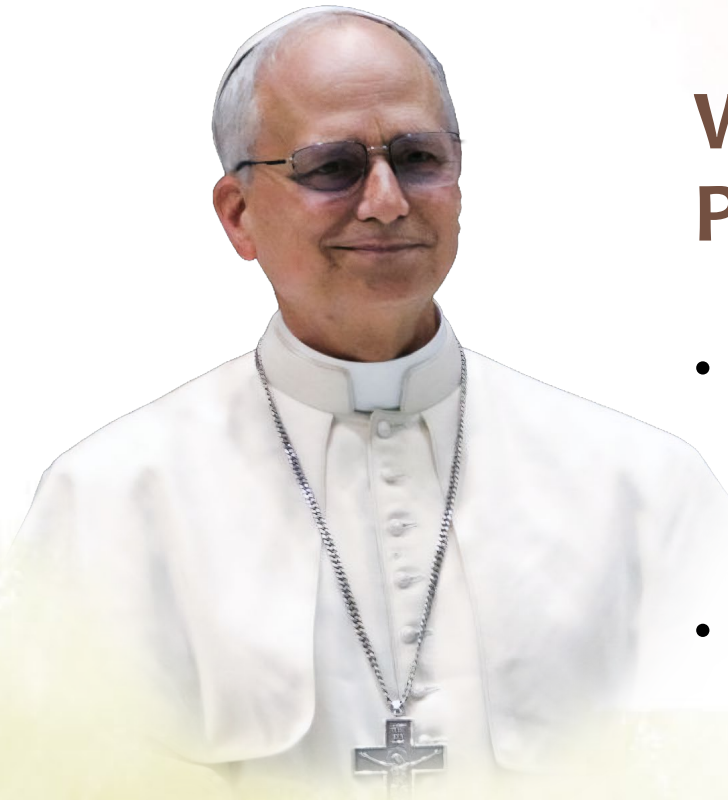
## After Watching:

- Discuss in pairs or groups:
  - What inspired you about his life?
  - How can we follow his example today?



<https://www.youtube.com/watch?v=0-lBjoRHk78>





## What inspiration does Pope Leo XIV find in the saints?

- Pope Leo praises the example of many holy men and women who lived out Christian values by caring for people who are poor, sick, in prison, uneducated, or migrants.
- He mentions more than thirty saints by name, including St Francis, St Clare, St Augustine, St Benedict, St Teresa of Calcutta, and St Oscar Romero.



# Activity - Lives of Saints – Charity Play

**Intention of the Activity:** To understand how holy men and women showed their faith through practical care for the poor, weak, and suffering, and to reflect that following Jesus Christ means serving others through actions, not just words.

**Activity Description:** Students will be divided into groups. Each group will be given the story of one saint known for charity. The group will prepare and present a 2–3-minute play showing one key act of charity from that saint’s life.

## Task Requirements:

- Each group must give a title to their short play
- Each group must perform a 2–3-minute role play showing a charitable act from the saint’s life
- Each group must create a poster that includes:
  - What they learned from the saint
  - A Bible verse or quote related to charity (with teacher’s help)

## Presentation:

- After the performance, each group will:
- Show and explain their poster to the class
- Share the key message of their play



## **1. Saint Francis of Assisi – "The Saint Who Loved the Poor"**

### **Simple Play Idea**

- Francis meets a poor man who is cold.
- Francis gives him his cloak and speaks kindly to him.
- Francis tells others that loving the poor is loving Jesus.

### **Lesson for Poster**

"Help everyone with joy."

## **2. Saint Clare of Assisi – "Sharing with a Trusting Heart"**

### **Simple Play Idea**

- Sisters in the convent worry because they have no bread.
- Clare prays and tells them to trust God.
- A neighbour knocks on the door bringing bread.

### **Lesson for Poster**

"Trust God and share everything you can."

## **3. Saint Teresa of Calcutta – "Love Begins at Home"**

### **Simple Play Idea**

- Mother Teresa finds a sick person on the street.
- She and her sisters gently clean the person and comfort them.
- She teaches the children that serving the poorest is serving Jesus.

### **Lesson for Poster**

"Do small things with great love."

## **4. Saint Vincent de Paul – "Helping Without Being Asked"**

### **Simple Play Idea**

- Vincent notices a hungry family.
- Without waiting to be asked, he brings food and speaks kindly.
- He teaches others to look for people who need help.

### **Lesson for Poster**

"See the need, then do the deed."



## **5. Saint Josephine Bakhita – "Forgiveness and Kindness"**

### **Simple Play Idea**

- Children pretend to be villagers who meet Bakhita.
- She helps a sad child by caring for them and praying with them.
- She teaches that kindness is stronger than anger.

### **Lesson for Poster**

"Kindness can heal hearts."

## **6. Saint Martin de Porres – "The Saint Who Helped Everyone"**

### **Simple Play Idea**

- Martin helps a poor person, then helps a sick person, then feeds animals.
- He teaches that all creatures are God's children.

### **Lesson for Poster**

"Help everyone, no matter who they are."

## **7. Saint Elizabeth of Hungary – "The Miracle of the Bread"**

### **Simple Play Idea**

- Elizabeth hides bread in her apron to give to the poor.
- Someone stops her and asks what she is carrying.
- When she opens the apron, the bread becomes roses.

### **Lesson for Poster**

"Share even when it's hard."



# Reflection

- The lives of saints show us how to live with love, kindness, and generosity.
- They cared for the poor, sick, and those in need through their actions.
- Their lives teach us that faith is not just about prayer, but also about helping others.
- By serving others, we follow the example of Jesus Christ.
- Even small acts of kindness can make a big difference in someone's life.
- The saints inspire us to care for the poor and the weak with compassion.
- We are encouraged to practise charity in our daily lives.
- This activity helps us understand that we too can show love through our actions.



# Activity - Saints Challenge




## Competition Rules (3 Minutes):

- Teacher starts timer
- Students must work independently
- No talking across groups
- Write answers clearly
- Stop immediately when time is called
- Highest correct answers wins

## Instructions

Fill in missing letters using the clues provided.

1. **S \_nt f \_an\_is of As\_s\_s\_**

 Clue: Loved animals and lived a simple life or poverty and prayer.

2. **S \_nt T\_rsaa of c\_lc\_t\_a**

 Clue: Served the poorest of the poor with great love.

3. **M\_ry M\_th\_r of J\_s\_s**

 Clue: Mother of Jesus.


4. **S \_nt J\_s\_ph**

 Clue: Protector of Jesus and the Holy Family.

5. **S \_nt P\_t\_r**

 Clue: First leader of the Church.


6. **S \_nt N\_ch\_l\_s**

 Clue: Secretly gave gifts to the poor.


7. **S \_nt P\_tr\_ck**

 Clue: Brought Christianity to Ireland.

8. **S \_ntJ\_anofAr\_**

 Clue: Brave girl trusted God and led soldiers.

9. **S \_nt Th\_r\_se of L\_s\_eux**

 Clue: Known as the "Little Flower" of Jesus.


10. **S \_nt Jh\_n B\_sc\_**

 Clue: Helped poor children through education.

11. **S \_nt V\_nc\_nt de P\_ul**

 Clue: Worked for the poor and founded charity groups.

12. **S \_nt El\_zab\_th of H\_ng\_ry**

 Clue: A queen who gave food and help to the poor.

13. **S \_nt Anth\_ny of P\_du\_**

 Clue: A great preacher and teacher of the faith.

14. **S \_nt CL\_re of Acs\_si**

 Clue: Gave up wealth to follow a simple life for God.

15. **S \_nt R\_ch**

 Clue: Helped and healed people during sickness.



# Virtue of charity at home

Charity starts at home, in the classroom, on the soccer field – in those we encounter every day. Charity is more than just being generous with the poor and less fortunate or donating to charities.

## Here are a few ways that you can help foster Charity

1. Charity in thoughts and words are the first steps. If we are able to think kindly and speak kindly of others, we are more likely to treat them with kindness. Look for the good in the other person, especially when the other person did wrong.
2. Pray for the needs of others . You can bring those in need to God in prayer, while also growing in relationship with God through prayer.
3. Reach out – Reach out to someone we normally would not, It will be uncomfortable at first, but that discomfort is part of growing in virtue.
4. Encourage acts of kindness towards others, not in return for praise or because that other person has done something kind to them.



# Activity : Charity Relay Game

**Intention of the Activity:** This game helps students understand charity as active love in motion—not just giving but giving of oneself. Just as water is carried drop by drop to fill a bucket, charity is built through small acts of kindness, service, and effort that together bring life to others.

## Game Setup:

- Each team has 1 full bucket of water (Source of love/charity) . Each team has 1 empty bucket at the turnaround line (People in need / world needing love). Each team has 1 cup or sponge per team member

## Rules:

- Students take turns:
  - Filling a cup/sponge from the “source bucket”, Running it carefully to the empty bucket, Pouring what they carry into it, Returning to pass the turn to the next person, The game ends when the source bucket is emptied or the receiving bucket is filled.

**Reflection:** Every small contribution mattered. Charity is not always big actions—it is faithful small actions done with love. We are called to “carry” God’s love to others who are empty or in need.

**Video :** [https://www.youtube.com/watch?v=qworvGJ8G\\_k&t=64s](https://www.youtube.com/watch?v=qworvGJ8G_k&t=64s)





# Slogan

**Dilexit Te - I have loved you  
Hearts on Fire- Hands in Service.  
Love More - Give More - Serve More.  
St Francis Assisi - Pray for us.**



# BREAK



# DAY 2

# Session 3





# Session 3

## A Church For The Poor



# Prayer

(Reading together as a class .with arms folded in prayer)

## Luke 10:25-37: The Parable of the Good Samaritan

<sup>25</sup> On one occasion an expert in the law stood up to test Jesus. “Teacher,” he asked, “what must I do to inherit eternal life?”

<sup>26</sup> “What is written in the Law?” he replied. “How do you read it?” <sup>27</sup> He answered, ““Love the Lord your God with all your heart and with all your soul and with all your strength and with all your mind’; and ‘Love your neighbor as yourself.’”

<sup>28</sup> “You have answered correctly,” Jesus replied. “Do this and you will live.” <sup>29</sup> But he wanted to justify himself, so he asked Jesus, “And who is my neighbor?” <sup>30</sup> In reply Jesus said: “A man was going down from Jerusalem to Jericho, when he was attacked by robbers. They stripped him of his clothes, beat him and went away, leaving him half dead. <sup>31</sup> A priest happened to be going down the same road, and when he saw the man, he passed by on the other side. <sup>32</sup> So too, a Levite, when he came to the place and saw him, passed by on the other side. <sup>33</sup> But a Samaritan, as he traveled, came where the man was; and when he saw him, he took pity on him. <sup>34</sup> He went to him and bandaged his wounds, pouring on oil and wine. Then he put the man on his own donkey, brought him to an inn and took care of him. <sup>35</sup> The next day he took out two denarii and gave them to the innkeeper. ‘Look after him, ‘he said, ‘and when I return, I will reimburse you for any extra expense you may have.’”

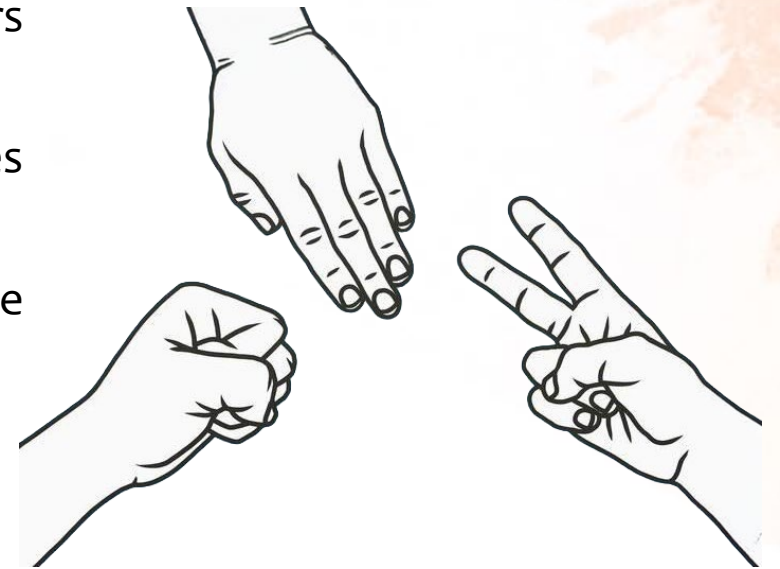
<sup>36</sup> “Which of these three do you think was a neighbor to the man who fell into the hands of robbers?” <sup>37</sup> The expert in the law replied, “The one who had mercy on him.” Jesus told him, “Go and do likewise.”



# Activity : Rock Paper Scissors Train

## How to Play:

- Everyone spreads out around the playing area.
- When the game begins, players walk around and challenge others to **Rock, Paper, Scissors**.
- The player who loses places their hands on the winner's shoulders and joins behind them, creating a **train**.
- The winner continues moving around with their train and challenges other players.
- If they win again, the losing player and their train join the back of the winner's train.
- If they lose, the whole train joins the winner's train.
- The game continues until only one giant train remains.



# The true riches of the Church

Almost 200 years after the first deacons of the Church, another deacon named **Saint Lawrence** showed great love for Jesus by caring for the poor — even when it cost him his life.

Saint Lawrence lived in Rome when the government tried to take the “treasures of the Church.” They thought the Church kept gold and riches. But Lawrence knew the real treasures were the **people God loves**, especially the poor.

So, the next day, when the rulers demanded the treasures, Lawrence brought a group of poor people and said:

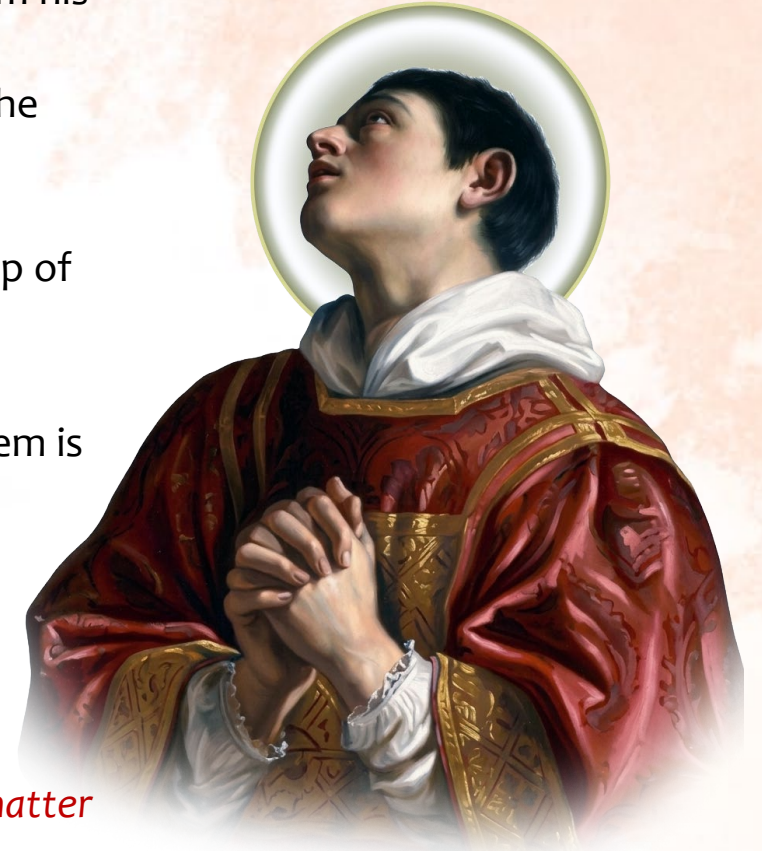
**“These are the treasures of the Church.”**

He wanted everyone to understand that Jesus is found in the poor, and caring for them is the Church’s greatest duty.

Saint Ambrose, a great saint who later wrote about Lawrence, reminded us that:

- Church leaders must always take care of the poor.
- They must never use church money for themselves.
- When we help someone in need we are doing a true work of mercy.

*Saint Lawrence teaches us that loving Jesus means loving and protecting the poor, no matter what.*



# The Fathers of the Church and the Poor

From the first centuries, the Fathers of the Church recognized in the poor a privileged way to reach God, a special way to meet him. Charity shown to those in need was not only seen as a moral virtue, but a concrete expression of faith in the incarnate Word. The community of the faithful, sustained by the strength of the Holy Spirit, was rooted in being close to the poor, whom they considered not just an “appendage,” but an essential part of Christ’s living body.

Many other early Church leaders also reminded Christians that taking care of the poor is one of the most important parts of following Jesus. They said:

The Church should live simply and **care for those in need.**

We spread the Gospel best when our actions show kindness and mercy.

Knowing a lot about God is not enough — if we do not show love, our words mean nothing.

In simple words: **The early Church teaches us that real faith always includes helping the poor with a loving heart.**





## Charity as a Force for Real Change

- Charity has the power to truly change the world. It is not just a feeling or a kind action, but a strong force that can shape history and improve society.
- It should guide all efforts to solve the deeper causes of poverty, and this work needs to be done urgently. We need real solutions, not just quick fixes or changes on the surface.
- Pope Francis hopes for leaders in politics who can honestly talk and work together to heal the root causes of injustice, not just deal with the visible problems.
- This is important because we must listen carefully to the voices and suffering of entire nations, especially the poorest people in the world.



# Virtue of Charity at Home

**Here are a few ways that you can help foster the Charity in thoughts and words** are the first steps. If we are able to think kindly and speak kindly of others, we are more likely to treat them with kindness. Encourage your child to look for the good in the other person, especially when they would like to complain or tell you what the other person did wrong.

- **Pray for the needs of others** . You can bring those in need to God in prayer, while also growing in relationship with God through prayer.
- **Reach out – Reach out** to someone we normally would not, It will be uncomfortable at first, but that discomfort is part of growing in virtue.
- **Encourage acts of kindness** towards others, not in return for praise or because that other person has done something kind to them. True charity seeks to give and to love without needing anything back. The acronym JOY: Jesus, Others, Yourself. We will find that as we grow in the virtue of charity, we will be happier and joy-filled.



# Activity: Create Your Own Fundraising Mission!

## Goal:

- Work together as a team to design a meaningful fundraising event that helps people in need.
- Your group will plan the idea, make a poster, and present it to convince the rest of the class to participate.

## Instructions:

### 1. Brainstorm Your Fundraising Idea (10 minutes)

As a group, think about:

- **What kind of event** will you hold?  
(Examples: Bake sale, charity soccer match, car wash, talent show, fun run, art sale, coin trail)
- **Who will the money support?**  
(Children in need, homeless people, sick or elderly, poor families, missions, parish projects, etc.)
- **Why is it important?**  
(Connect it to love, charity, kindness, helping the poor — just like Jesus taught.)

Choose **one best idea** as your final fundraising plan.



# Activity: Create Your Own Fundraising Mission!

## 2. Create Your Fundraising Poster

(15 minutes)

On the poster, include:

- **Event Name** (Make it fun and catchy!)
- **Date & Time** (you can imagine a date)
- **What will happen at the event**
- **Who the event will help**
- **Why students should join or contribute**
- **Pictures** (drawings, symbols of charity, hearts, crosses, helping hands, etc.)
- Make the poster colorful and easy to read!



## 3. Prepare Your Group Pitch

(5–7 minutes)

Your group will give a short presentation to the class. Include:

- What your event is about
- Why it is important
- How it will help people in need
- Why other students should join or donate  
(Example reasons: It's fun, it brings us together, it helps our parish/community, we can make a difference.)

Encourage your group to sound confident, kind, and excited.





# Slogan

**Dilexit Te - I have loved you  
Hearts on Fire- Hands in Service.  
Love More - Give More - Serve More.  
St Francis Assisi - Pray for us.**



# Finale Practice



# Catechism Anthem





# Thank You!

God Bless Your Family!

---



An illustration of Jesus and two disciples walking on a path. Jesus is in the center, wearing a white robe and a white shawl, gesturing with his right hand. The two disciples are on either side of him, wearing brown robes and carrying satchels. The background is a soft, warm-toned landscape with a path leading into the distance.

# MISSION

## DAY 3





# SLOGAN

Called to Serve, Sent to Love

സേവിക്കാൻ വിളിച്ചു, സ്നേഹിക്കാൻ അയച്ചു

Hands to Serve, Hearts to Love

സേവിക്കാൻ കൈകൾ, സ്നേഹിക്കാൻ ഹൃദയങ്ങൾ





## BIBLE VERSE

“But you will receive power when the Holy Spirit comes on you; and you will be my witnesses in Jerusalem, and in all Judea and Samaria, and to the ends of the earth.”

- Acts 1:8 -





# RUN SHEET FOR THE DAY

Item	Duration	Start Time	End Time
Holy Mass & Inauguration			
<b>Tea Break</b>			
<b>Session 1</b> Introduction Ice breaker Theme presentation Activity Conclusion			
<b>Lunch Break</b>			
<b>Session -2</b> Introduction Ice breaker Theme presentation Activity Conclusion			
<b>Tea Break</b>			
<b>Session -3</b> Finale			



# Introduction



Introduce each teacher and other resource personnel



General safety rules (Do's and don'ts)



Children to report any concerns to teachers, housekeeping requirements



Explanation of the day's agenda



Explanation of the day's slogan



Prayer



# DAY 3

# Session 1





# Session 1

## The Call to Mission

*Go therefore and make disciples of all nations, baptizing them in the name of the Father and of the Son and of the Holy Spirit."*



# Prayer

(Reading together as a class .with arms folded in prayer)


## John 20:24-29: Jesus Appears to Thomas

<sup>24</sup> Now Thomas (also known as Didymus [a] ), one of the Twelve, was not with the disciples when Jesus came. <sup>25</sup> So the other disciples told him, “We have seen the Lord!”

But he said to them, “Unless I see the nail marks in his hands and put my finger where the nails were, and put my hand into his side, I will not believe.”

<sup>26</sup> A week later his disciples were in the house again, and Thomas was with them. Though the doors were locked, Jesus came and stood among them and said, “Peace be with you!” <sup>27</sup> Then he said to Thomas, “Put your finger here; see my hands. Reach out your hand and put it into my side. Stop doubting and believe.”

<sup>28</sup> Thomas said to him, “My Lord and my God!” <sup>29</sup> Then Jesus told him, “Because you have seen me, you have believed; blessed are those who have not seen and yet have believed.”



# Discussion

*As a whole class, discuss the question. Give students time to think, discuss, and come up with answers. Take responses from a few students.*



- ✦ **Jesus said, “Blessed are those who have not seen and yet have believed.”  
How are we called to be witnesses for those who have not encountered Christ?**
- ✦ **Thomas needed evidence.  
How can our actions become visible evidence of Christ’s love today?**



# Ice Breaker- “Spread the Word”

**Intention:** To help students understand the meaning of mission—how the Word of God was shared by the disciples—and to realise that each of us is called to pass on God’s message to others.

**Group Setup:** 10 students form a single line or a circle

**Materials:** A short Bible message



## Round 1

### Instructions:

- The facilitator quietly tells a short Gospel message (e.g., “Jesus loves you and calls you to love one another”) to the first student.
- That student whispers the message to the next person.
- The message continues being passed from one student to another until it reaches the last person.
- The last student says the message out loud.
- The facilitator then shares the original message.

## Round 2 (Mission Mode)

### Instructions:

Repeat the activity, but this time students can:

- Speak clearly
- Repeat if needed
- Ensure the next person understands the message



# Ice Breaker- “Spread the Word”

## Discussion/Reflection:

Ask students:

- What happened to the message in the first round?
- Why was it clearer in the second round?
- What does this teach us about sharing God’s Word?



## Key Message:

Just like the disciples of Jesus Christ, we are called to share God’s message clearly, faithfully, and with love. Mission is not just speaking—it is making sure others truly receive and understand the Good News.



# What is Mission?

The word “mission” comes from the Latin *missio*, which is a translation of the Greek *apostello*, “to send.”

From that Greek word, we get our transliteration “apostle.” In a very real way, our idea of “missionaries” is conceptually—and etymologically—linked to apostleship.

To be an apostle is to be a missionary—on a mission.

*“As the Father has sent [apostello] me, even so I am sending you” (Jn. 20:21).* Clearly, the Bible states that we’re on a mission.



# What is Mission?

## God's Mission

In the Old Testament, we see that God's mission is to create the world and form a people—a nation—who show others through their lives that God wants everyone to share in life with Him.


In the New Testament, God's mission becomes even clearer. God comes to us as a human in the person of Jesus, sharing in our joys and struggles.

## Jesus' Mission

Jesus was sent to proclaim Good News to the poor, heal the broken-hearted, and bring freedom to the captive. His mission is our mission.

## Our Mission - Us, Sent!

Jesus sends us just as the Father sent Him. We are called to bring the Gospel to our families, friends, and to the ends of the earth.



# Activity: Missionary Word Scramble

**Objective/Intention:** To help students become familiar with key terms related to God’s mission and the work of the disciples, while having fun in a team activity.

**Instructions:**

- Work in groups of 5–6 students.
- Unscramble all the missionary words in the box below.
- The first group to unscramble all the words correctly wins!
- Time limit: 3 minutes
- Hint: Every word relates to today’s theme: God’s mission and spreading His Word.



**Unscramble These Words:**

PSAOLET → ..... ISMNOIS → ..... EITBAPZ → ..... AONINTS → .....  
.....  
SOHAMT → ..... SDLSIICEP → .....

**Answer Key (for facilitator):**

Apostle Mission Baptize Nations Thomas Disciples



# **Missionary**

## **Word Scramble**

**Objective:** To help students become familiar with key terms related to God’s mission and the work of the disciples, while having fun in a team activity.

**Instructions:**

1. Work in groups of 5–6 students.
2. Unscramble all the missionary words in the boxes.
3. The first group to unscramble all the words correctly wins!
4. **Time limit: 3 minutes**
5. **Hint:** Every word relates to today’s theme: God’s mission and spreading His Word.




**Unscramble These Words:**


Scrambled Word	Your Answer
PSALOET	<input type="text"/>
ISMNOIS	<input type="text"/>
EITBAPZ	<input type="text"/>
AOINNTS	<input type="text"/>
SOHAMT	<input type="text"/>





# The Great Commission

The Great Commission, is the final commandment of Jesus Christ to his disciples to "make disciples of all nations" by going, baptizing in the name of the Trinity, and teaching obedience to his commands.

*“Go therefore and make disciples of all nations, baptizing them in the name of the Father and of the Son and of the Holy Spirit, and teaching them to obey everything that I have commanded you. And remember, I am with you always, to the end of the age.” - Matthew 28:19–20*





# The Great Commission

*“Go therefore and make disciples of all nations, baptizing them in the name of the Father and of the Son and of the Holy Spirit, and teaching them to obey everything that I have commanded you. And remember, I am with you always, to the end of the age.” - Matthew 28:19–20*

## Key Themes

- *GO - We are sent, not waiting*
- *MAKE DISCIPLES - Active witness through life*
- *ALL NATIONS - No borders, no exclusions*
- *I AM WITH YOU - God never abandons us*



# Activity - Discussion

## What Does the Bible Say About Mission?

**Intention:** To help students understand God's mission, recognize their personal role in it, and reflect on how they can actively live out their faith in their daily life here in Australia.

### Instructions:

- Form groups of 5–6 students.
- Each group will receive a set of Bible verses about mission.
- Read each verse carefully and discuss the reflection questions as a group.
- Record your group's reflections on chart paper.
- You have 15 minutes to complete the activity.

**Discussion Guide:** For each verse, answer:

- What does this verse reveal about God's mission?
- What is MY role in this mission?
- How does this apply to my life TODAY?



## Bible Verses and Reflection Questions:

- **Matthew 28:19–20:** “Go therefore and make disciples of all nations, baptizing them in the name of the Father and of the Son and of the Holy Spirit.”  
**Reflection:** What does ‘Go’ mean for a young person like you, living in Australia today?
- **Acts 1:8:** “But you will receive power when the Holy Spirit has come upon you; and you will be my witnesses in Jerusalem, in all Judea and Samaria, and to the ends of the earth.”  
**Reflection:** Who gives us the power to carry out the mission? What does ‘power’ look like in everyday life?
- **Isaiah 6:8:** “Then I heard the voice of the Lord saying, ‘Whom shall I send, and who will go for us?’ And I said, ‘Here am I; send me!’”  
**Reflection:** Can you respond to God with ‘Here am I, send me!’? What would that look like in your school or community?
- **Romans 10:14–15:** “But how are they to call on one in whom they have not believed? And how are they to believe in one of whom they have never heard? And how are they to hear without someone to proclaim him?”  
**Reflection:** Why is it essential that someone shares the Good News? Who shared the faith with YOU?
- **Mark 16:15:** “And he said to them, ‘Go into all the world and proclaim the good news to the whole creation.’”  
**Reflection:** What does ‘all the world’ mean for us living in Australia? Who in our neighbourhood might need the Good News?
- **John 20:21:** “Jesus said to them again, ‘Peace be with you. As the Father has sent me, so I send you.’”  
**Reflection:** Jesus was sent by the Father. How does knowing you are also SENT change the way you see your daily life?





# Living God's Mission in Our Lives

**Intention:** To help you understand God's mission, discover your personal role in it, and reflect on how you can live out your faith in everyday life here in Australia.

- Instructions:**
1. Form groups of 5–6 students.
  2. Read each Bible verse carefully.
  3. Discuss the *reflection questions* with your group.
  4. Write your group's answers in the spaces provided.
  5. You have **15 minutes** to complete the activity.

**Tip for Groups:** Take turns sharing your thoughts to everyone participates.  
Focus on practical ways you can live out these lessons in your school, family, and community.

## Bible Verses & Reflection Questions

Bible Verse	Reflection Questions	Group Reflection
<b>Matthew 28:19–20</b> "Go therefore and make disciples of all nations..."	What does 'Go' mean for a young person like you, living in Australia today?	
<b>Acts 1:8</b> "But you will receive power when the Holy Spirit..."	Who gives us the power to carry out the mission? What does 'power' look like in everyday life?	
<b>Isaiah 6:8</b> "Here am I, send me!"	Can you respond to God with 'Here am I, send me'?" What would that look like in your school or community?	
<b>Romans 10:14–15</b> "How are they to call on him whom they have not proclaimed him?"	Why is it essential that someone share the Good News? Who shared the faith with YOU?	
<b>Mark 16:15</b> "Go into all the world and proclaim the good news..."	What does 'all the world' mean for us living in Australia? Who in our neighborhood might need the Good News?	
<b>John 20:21</b> "As the Father has sent me, so I send you."	Jesus was sent by the Father. How does knowing you are also <b>SENT</b> change the way you see your daily life?	



# Reflection of the activity




- ✦ Mission is not just something the Church does; it is what the Church is.
- ✦ From the very beginning, God's plan was to reach every human heart. The Father sent the Son, and the Father and the Son sent the Holy Spirit. Through the Holy Spirit, the Church continues Christ's mission in the world.
- ✦ We are not lone travelers. As young people of the Syro-Malabar Church, we carry a 2,000-year-old tradition of faith; one planted by Mar Thoma himself on Indian soil. Our ancestors received the Good News, and now it is our turn to pass it on.
- ✦ Mission begins not in a far-off land, but in the way we speak, the kindness we show, and the faith we live out; right here, right now, in our schools and families.
- ✦ Syro-Malabar Church - 2000 Years of Unbroken Mission



# St. Thomas the Apostle: The Doubter Who Became the Great Missionary

## His Story

- Thomas was one of the Twelve Apostles of Jesus. He is best known for his declaration of faith: “My Lord and my God!” (John 20:28); the most explicit recognition of Jesus’ divinity in all the Gospels.
- After Pentecost, Thomas boldly accepted the call to mission. While other apostles went to different parts of the known world, Thomas answered the call to travel east; all the way to India, a journey of over 5,000 km by sea.
- His courage and faith carried the Gospel to a land that had never heard it before. He became the first missionary to the people of India and our spiritual father.



# St. Thomas Comes to India - 52 AD

## Key Facts

- Role: One of the Twelve Apostles
- Feast Day: July 3rd
- Patron of: India, architects
- Symbol: Spear, carpenter's square
- Martyred: 72 AD - Mylapore, Chennai
- Known for: **"My Lord and my God!"**

## Arrives in Kodungallur, Kerala (52 AD)

- Thomas lands on the Malabar coast and begins preaching the gospel.

## Establishes Seven and a Half Churches Across Kerala (52-72 AD)


- He founded Christian communities at Kodungalloor, Palayur, Kottakkavu, Kokkamangalam, Niranam, Nilackal, Kollam, and Thiruvithamcode (St Thomas constructed only a cross and converted a few here).

## Martyrdom at Mylapore, Chennai (72 AD)

- Thomas was martyred by being pierced with a spear.

## His Legacy Lives in Us - Today

- We are the spiritual children of St. Thomas. The faith he planted in India 2,000 years ago continues in our community in the Eparchy of Melbourne.



# The Syro-Malabar Church Today

## One of 23 Eastern Catholic Churches

The Syro-Malabar Church is in full communion with the Pope in Rome and is one of the 24 sui iuris Churches in the wider Catholic communion. We follow the East Syriac liturgy.

## Founded by St. Thomas - 52 AD

Our Church traces its apostolic origin directly to St. Thomas. Members are called 'St. Thomas Christians' (Mar Thoma Nazranis) a 2,000-year-old tradition of unbroken faith.

## Over 5.5 Million Faithful Worldwide

Syro-Malabar Catholics are present across India, Australia, USA, Canada, UK, and beyond - a truly global community carrying one ancient faith.

## Eparchy of Melbourne - Our Home

Established by Pope Francis on 23 December 2013. Our current Bishop is Mar John Panamthottathil CMI (appointed 2023), serving Australia and Oceania.





## Video on St Thomas

<https://www.youtube.com/watch?v=nluN31rxjrE>

<https://www.youtube.com/watch?v=hBH6MLiAJGo&t=1s>



# Activity : The Thomas Trail Quiz

## Fill in the Blanks

### Instructions:

- Students will first be split into groups of 10, each under the guidance of a teacher.
- Each student will receive a quiz sheet.
- Use the answer options provided below to fill in the blanks.
- Time allowed: 10 minutes
- Once the timer starts, begin immediately.
- The student with the highest number of correct answers will earn 100 points for their team.



### For Teacher Only – Answer Key:

- |                                    |                              |
|------------------------------------|------------------------------|
| 1. 52 AD                           | 8. Follower of the Nazarene  |
| 2. Cranganore (Kodungallur)        | 9. Eastern Catholic Churches |
| 3. Seven and a half (7½)           | 10. Major Archbishop         |
| 4. Mylapore, Chennai               | 11. Mar Raphael Thattil      |
| 5. Syriac                          | 12. Ernakulam - Angamaly     |
| 6. Pope Francis (23 December 2013) | 13. 24                       |
| 7. Mar Walah                       | 14. Mar Bosco Puthur?        |

## The Thomas Trail Quiz (Fill in the Blanks)

### Instructions

- Use the answer options provided below to fill in the blanks.
- Time allowed: 10 minutes
- The student with the highest number of correct answers will earn 100 points for their team.

### Answer Options

Mar Raphael Thattil | 24 | Syriac | Cranganore (Kodungallur) | Major Archbishop | Mylapore, Chennai | Mar Bosco Puthur | Eastern Catholic Churches | 52 AD | Pope Francis (23 December 2013) | Seven and a half (7½) | Ernakulam-Angamaly | Mar Walah | Follower of the Nazarene

### Fill in the Blanks

1. St. Thomas arrived in India in the year .....
2. He first landed in Kerala at .....
3. St. Thomas established ..... churches in Kerala.
4. He was martyred at .....
5. The traditional liturgical language of the Syro-Malabar Church is.....
6. The Syro-Malabar Eparchy of Melbourne was established by.....
7. “My Lord and My God” in Syriac is .....
8. The word “Nasrani” means .....
9. The Syro-Malabar Church belongs to the .....
10. The head of the Syro-Malabar Church holds the title .....
11. The current Major Archbishop is .....
12. The main headquarters of the Syro-Malabar Church is .....
13. There are ..... autonomous churches in the Catholic Church.
14. The first bishop of the Syro-Malabar Eparchy of Melbourne was .....





## Reflection

- Mission is God's heart - The Father sent the Son, and through the Holy Spirit the Church is sent into the world. Mission is not optional; it is at the core of Christian life.
- St. Thomas was the first missionary to India - He carried the Gospel 5,000 km by sea out of love for Christ. His boldness gave us our faith.
- Our Church is BORN from mission - The Syro-Malabar Church is 2,000 years old, rooted in apostolic tradition, and alive today.
- YOU are part of the mission - As baptised young people, you are not spectators. You are sent, just as Thomas was sent. Mission begins today.





# Slogan

Called to Serve, Sent to Love  
സേവിക്കാൻ വിളിച്ചു,  
സ്നേഹിക്കാൻ അയച്ചു

Hands to Serve, Hearts to Love  
സേവിക്കാൻ കൈകൾ,  
സ്നേഹിക്കാൻ ഹൃദയങ്ങൾ



BUT YOU WILL RECEIVE POWER  
WHEN THE HOLY SPIRIT COMES ON YOU;  
AND YOU WILL BE MY WITNESSES IN JERUSALEM, AND IN ALL  
JUDEA AND SAMARIA,  
AND TO THE ENDS OF THE EARTH."

*Acts 1:8*



# BREAK



# DAY 3

# Session 2





## Session 2

### Your Mission Begins Now

*“You are the light of the world.”*  
- Matthew 5:14



# Activity: Missionary Relay

## True or False Challenge


**Objective:** To help students understand that everyone is called to be a missionary, by reflecting on real-life statements and learning through teamwork.

### Materials Needed:

- Missionary statement strips (one set per team)
- Glue sticks
- Chart paper divided into two sections: TRUE and FALSE (one per team)
- Whistle (to start and stop the game.)

### Set Up:

- Students are divided into **groups of 10**, each under the guidance of a teacher.
- Each team stands in a **line at the starting point**.
- The **statement strips** are placed at the finish point.
- The **TRUE/FALSE chart** is placed at the finish point.



# Activity: Missionary Relay

## How to Play:

- At the whistle, the first student runs from the start point to the end point, picking up one statement strip.
- The student reads the statement and decides whether it is TRUE or FALSE.
- The student then glues the strip onto the correct section of the chart.
- The student runs back to the starting point and tags the next teammate.
- The relay continues until all statements are used or all team members have taken a turn.


## Rules:

- Each student can take **only one statement strip per turn**.
- Once glued, the answer **cannot be changed**.
- Students must **run individually** and not assist while placing.
- Teams should balance **speed and accuracy**.

**Time:** 10 min

## Winning Criteria

- The team with the **highest number of correctly placed statements** wins in the given time wins.
- Bonus points may be given for **team spirit and participation**



## Statement Strips (Cut Cards)

Only priests and nuns can be missionaries.

You have to travel to another country to be a missionary.

Sharing your faith honestly with a friend is a missionary act.

A kind act done for the love of God is part of mission.

Social media can be a valid place for missionary work.

You become a missionary only after you are confirmed.

You must be perfect before becoming a missionary.

Missionary work always involves preaching in public.

Helping someone in need is a way of sharing God's love.

You can be a missionary in your school and family.

Prayer is an important part of missionary work.

Being a missionary means forcing others to believe.

Listening to others is part of being a good missionary.

Only adults can be missionaries.

Living a good Christian life is itself a missionary act.

Missionary work is only done inside the Church.



# Reflection Questions

Discuss as a group:

- † Which statements were easy or difficult?
- † What did you learn about being a missionary?
- † How can you live this out in your daily life?



# Missionaries Who Shaped Our Church

## 52 AD - St. Thomas the Apostle

- St. Thomas the Apostle plants the first seeds of faith on Indian soil.

## 1,800 Years Later - St. Kuriakose Elias Chavara (1805–1871)

- St. Kuriakose Elias Chavara revives, reforms, and re-energises the ancient faith.
- Through education, media, and community life, he created new structures that carry the Gospel forward - especially to those society had forgotten.
- He is the bridge between the ancient Church of St. Thomas and the modern missionary Church of today.





**St. Kuriakose Elias Chavara**  
(1805–1871)

- First Canonised Catholic Male Saint of Indian Origin.
- Born on 10 February 1805 in Kainakary, Kerala, into a deeply devout Nasrani Christian family.
- Ordained a priest on 29 November 1829
- In 1831, he co-founded the CMI (Carmelites of Mary Immaculate), the first indigenous Catholic religious congregation for men in India.
- In 1866, he founded the CMC (Congregation of the Mother of Carmel) for women.
- He died on 3 January 1871, leaving behind schools, a printing press, religious congregations, homes for the dying, and a Church transformed.
- Beatified: 8 Feb 1986, by John Paul II
- Canonised: 23 Nov 2014, by Pope Francis






## Video on St Chavara

<https://www.youtube.com/watch?v=cfTd2IROPVg>



“  
— In virtue of —  
their baptism,  
—  
ALL THE MEMBERS OF  
THE  
People  
OF  
God  
— HAVE BECOME —  
Missionary  
Disciples ”

Pope Francis,  
*Evangelii Gaudium*



## You Are **ALREADY** a Missionary

- **Baptism - You Were Sent**

At your Baptism, the priest anointed you as priest, prophet, and king. That anointing is a commissioning. You were sent into the world to bring Christ's light - from the moment you were baptised.

- **Confirmation - Power for Mission**

At Confirmation, the Holy Spirit descended upon you with power - just as He descended at Pentecost on the first disciples. That power is for mission. You have already received everything you need.



# Mission Starts Here!

"YOU WILL BE  
MY WITNESSES  
IN JERUSALEM,  
THEN JUDEA,  
THEN SAMARIA,  
THEN THE ENDS  
OF THE EARTH."

*Acts 1:8*

## HOME

Pray with your family or invite them to pray  
Speak kindly, especially when it's hard  
Help without being asked - simple service  
Share what you believe when asked honestly

## SCHOOL

Welcome the student who sits alone  
Refuse to join in gossip or bullying  
Live your faith visibly, it's a witness  
Speak up for fairness and dignity

## PARISH & COMMUNITY

Serve as a volunteer at Mass / catechism  
Invite a friend to a youth group event  
Participate in parish social justice work  
Support mission through prayer and giving



## Young People Who Changed the World



### **St. Pier Giorgio Frassati (1901–1925, Italy)**

University student, mountain climber, and tireless servant of the poor. He gave away his food, money, and coats to the destitute every day - secretly - while studying engineering. Called ‘the man of the eight Beatitudes.’

*“To the heights! Verso l’alto!”*

### **St. Carlo Acutis (1991–2006, Italy)**

Teen programmer who created a website on Eucharistic miracles. Called the internet ‘God’s megaphone’. His example shows every young person can be a missionary with their existing talents.

*“The Eucharist is my motorway to Heaven.”*

### **St. Maria Goretti (1890–1902, Italy)**

Martyred at age 11 for defending her purity and refusing sin. She forgave her attacker before dying and prayed for his conversion - which happened. She shows that even a child can be a powerful witness to Christ.

*“I forgive him with all my heart.”*

### **Syro-Malabar Young Missionaries - Today, Including YOU**

Hundreds of young people from Syro-Malabar families serve in parish catechism, youth groups, mission outreach, and prayer teams. The MST, CMI and CMC began with youth who said YES to God’s call - just like you can today.

*“Here I am, Lord - send me!” (Isaiah 6:8)*



# Activity : Mission Scenario Cards

**Intention:** To help students understand how to **live as missionaries in real-life situations**, by responding with the values of Christ—showing compassion, courage, and faith in action.

## Materials Needed:

- Scenario cards (one per group)
- Chart paper (one per group)
- Markers/pens
- Timer

## Instructions:

- Students are divided into groups of 5–6.
- Each group receives one scenario card.
- Groups read the scenario together and discuss how a missionary would respond.
- They write their response on chart paper, including:
  - A clear action/response
  - At least one Bible verse or meaningful quote



# Activity : Mission Scenario Cards

## Discussion Guide:

- While discussing, students should consider:
- What would Jesus do in this situation?
- What virtue is needed here? (e.g., courage, compassion, honesty)
- How does this connect to the mission of the Church?

## Time Allocation:

- Discussion & Writing: 10 minutes
- Group Sharing: 5 minutes total; Each group presents in 1 minute

## Scenarios

### Scenario 1 – The Doubting Friend

Your close friend says: “I’ve stopped believing in God. Religion is just made up to control people.” They are not angry, just searching.

**What do you say? How do you respond without pushing them away?**

### Scenario 2 – The Lonely New Student

A new student from another country sits alone every lunch. Some classmates are making fun of them. You are with your friends.

**What do you do?**

### Scenario 3 – The Online Hate Post

A classmate shares a post mocking a religious group. It gets many likes and your friends are laughing. You know it is wrong.

**What is your missionary response?**

### Scenario 4 – The Broken Family

Your cousin is going through a family separation. They feel angry at God and have stopped going to church. They reach out to you.

**What do you say and do? How do you bring Christ’s presence to them?**



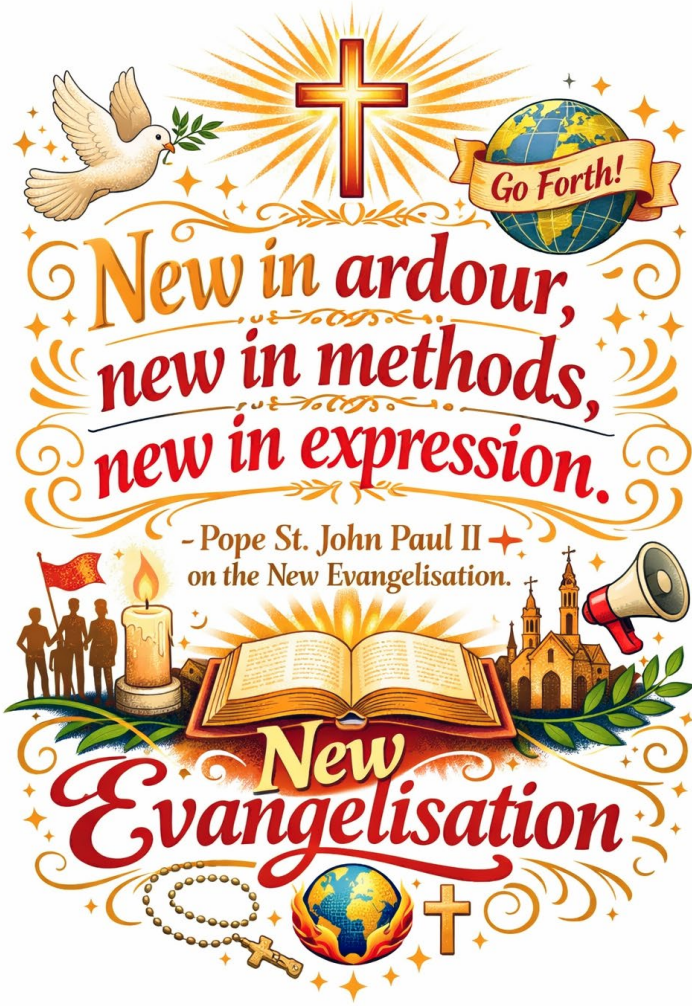


## Reflection on Activity

- Mission is not a program. It is a WAY OF LIFE.
- None of the scenarios we just discussed required a trip to Africa, a religious habit, or a theology degree. They required courage, compassion, honesty, and love. That is all mission ever requires.
- St. Thomas travelled 5,000 km to India. St. Chavara built schools and printing presses. St. Carlo Acutis built websites. Mother Teresa picked people up off the streets.
- Their methods were different. But the source was the same: a personal encounter with Jesus Christ that overflowed into love for every person they met.
- Your scenario is your mission field. Your life - right now - is where God is sending you.



# The New Evangelisation - A Call for YOUR Generation



## What Is It?

The New Evangelisation is the Church's call to re-proclaim the Gospel in places where Christianity has grown cold or been forgotten - including modern Australia. It's not just for non-Christians; it's for lapsed Catholics and indifferent believers too.

## New in Ardour

Same ancient faith - but proclaimed with fresh enthusiasm, personal conviction, and infectious joy. Not just going through the motions. Living the faith from the inside out.

## New in Methods

St. Chavara used a printing press. St. Carlo used the internet. New tools, ancient message. Every generation must find its own 'printing press.'

## New in Expression

Faith expressed in language, culture, and forms that connect with people today. The truth does not change - but how you share it must speak to your world. That is YOUR task as a young Syro-Malabar Catholic.



# Mission League - What WE Can Do



- **Pray for Missionaries**

300+ MST priests and thousands of CMI/CMC religious serve in mission fields. Your prayer is real support. Adopt a mission diocese to pray for each week.

- **Support Mission Financially**

Small contributions to your church or the eparchy's mission. Every offering counts.

- **Live Your Faith Publicly**

Wear your faith with joy - your cross, your values, your Syro-Malabar identity. A young person who lives faithfully is a powerful witness to the Gospel.

- **Share Faith in Your Circle**

You don't need to go to Jagdalpur to be a missionary. The classmate who never hears about God - THEY are your mission field right now.

- **Use Your Talents for God**

Music, art, video, coding, sport - all can carry the Gospel. Ask: 'How can this skill of mine serve God and others?'

- **Consider a Vocation in Mission**

Is God calling you to priesthood, religious life, or lay mission? Ask: 'Lord, what is YOUR plan?'



# Activity - My Personal Mission Statement

Every great missionary had a clear sense of calling. What is YOURS?

**Instructions** (Individual - 10 minutes)

- Think quietly for 2 minutes about what God might be calling YOU to do in your life right now.
- Using the template below, write your personal mission statement on the card/paper provided.
- Volunteers share their statement with the group. Take your card home as a reminder of your commitment.

## My Personal Mission Statement

The people I am called to serve are: .....

I will use this gift / talent: .....

My missionary verse is: .....





# Reflection

*“You are the light of the world. A city built on a hill cannot be hidden. No one after lighting a lamp puts it under the bushel basket, but on the lampstand, and it gives light to all in the house.” - Matthew 5:14–15*

## Your Call to Action

- † GO - to your homes, schools & communities
- † WITNESS - by how you live, speak & love
- † SERVE - the poor, lonely & forgotten
- † PRAY - for missionaries & our Church
- † RETURN - next year - bring someone!



# A Prayer for Missionaries

Lord Jesus,  
You said: “As the Father has sent me, so I send you.”  
We hear Your call today.  
Like St. Thomas, give us courage to go - even when the road is long.  
Like St. Chavara, give us creativity - to build what the world needs.  
Like St. Carlo, give us joy - to make the Gospel beautiful in our age.  
We offer You our gifts, our generation, our lives.  
Send us to our families, our schools, our neighborhoods.  
Let our words, our kindness, and our witness  
carry Your light into every dark corner.  
Here we are, Lord - send us.  
Amen






# Slogan

Called to Serve, Sent to Love  
സേവിക്കാൻ വിളിച്ചു,  
സ്നേഹിക്കാൻ അയച്ചു

Hands to Serve, Hearts to Love  
സേവിക്കാൻ കൈകൾ,  
സ്നേഹിക്കാൻ ഹൃദയങ്ങൾ





**GO!**  
*You Are*  
**SENT!**

*“You are the light of the world.”*

*— Matthew 5:14 —*



# BREAK



# DAY 3

# Session 3



# Finale



**THANK  
YOU!**

